

HURON CITY SCHOOL DISTRICT

Erie County, Ohio

Single Audit

July 1, 2010 to June 30, 2011

Fiscal Year Audited Under GAGAS: 2011



Caudill & Associates, CPA

725 5th Street Portsmouth, OH 45662

P: 740.353.5171 | F: 740.353.3749

www.caudillcpa.com

**HURON CITY SCHOOL DISTRICT
ERIE COUNTY, OHIO**

TABLE OF CONTENTS

Independent Auditor’s Report.....	1
Management’s Discussion and Analysis.....	3
Basic Financial Statements:	
Government-Wide Financial Statements:	
Statement of Net Assets.....	14
Statement of Activities.....	15
Fund Financial Statements:	
Balance Sheet – Governmental Funds.....	16
Reconciliation of Total Governmental Fund Balances to Net Assets of Governmental Activities.....	17
Statement of Revenues, Expenditures and Changes in Fund Balances – Governmental Funds.....	18
Reconciliation of the Statement of Revenues, Expenditures and Changes in Fund Balances of Governmental Funds to the Statement of Activities.....	19
Statement of Revenues, Expenditures and Changes in Fund Balance – Budget and Actual (Non-GAAP Budgetary Basis) – General Fund.....	20
Statement of Fiduciary Net Assets – Fiduciary Funds.....	21
Statement of Changes in Fiduciary Net Assets – Private-Purpose Trust Fund.....	22
Notes to the Basic Financial Statements.....	24
Supplementary Data:	
Schedule of Receipts and Expenditures of Federal Awards.....	55
Notes to the Schedule of Receipts and Expenditures of Federal Awards.....	56
Report on Internal Control over Financial Reporting and on Compliance and other Matters Based on an Audit of Financial Statements Performed in Accordance with <i>Government Auditing Standards</i>	57
Report on Compliance with Requirements Applicable to its Major Program and on Internal Control over Compliance in Accordance with <i>OMB Circular A-133</i>	59
Schedule of Findings <i>OMB Circular A-133& .505</i>	61
Independent Auditor’s Report on Applying Agreed-Upon Procedures.....	63



Caudill & Associates, CPA

725 5th Street Portsmouth, OH 45662

P: 740.353.5171 | F: 740.353.3749

www.caudillcpa.com

Member American Institute of Certified Public Accountants

Ohio Society of Certified Public Accountants
Kentucky Society of Certified Public Accountants

Independent Auditor's Report

Huron City School District
Erie County
712 Cleveland Road East
Huron, Ohio 44839

To the Board of Education:

We have audited the accompanying financial statements of the governmental activities, each major fund, and the aggregate remaining fund information of the Huron City School District, Erie County, Ohio, as of and for the fiscal year ended June 30, 2011, which collectively comprise the Huron City School District's basic financial statements as listed in the table of contents. These financial statements are the responsibility of the Huron City School District's management. Our responsibility is to express opinions on these financial statements based on our audit.

We conducted our audit in accordance with auditing standards generally accepted in the United States of America and the standards applicable to financial audits contained in the *Government Auditing Standards*, issued by the Comptroller General of the United States. Those standards require that we plan and perform the audit to obtain reasonable assurance about whether the financial statements are free of material misstatement. An audit includes examining, on a test basis, evidence supporting the amounts and disclosures in the financial statements. An audit also includes assessing the accounting principles used and the significant estimates made by management, as well as evaluating the overall financial statement presentation. We believe that our audit provides a reasonable basis for our opinions.

In our opinion, the financial statements referred to above present fairly, in all material respects, the respective financial position of the governmental activities, each major fund, and the aggregate remaining fund information of the Huron City School District, as of June 30, 2011, and the respective changes in financial position thereof, and the respective budgetary comparison for the General Fund for the fiscal year then ended in conformity with accounting principles generally accepted in the United States of America.

In accordance with *Government Auditing Standards*, we have also issued our report dated December 30, 2011, on our consideration of the Huron City School District's internal control over financial reporting and on our tests of its compliance with certain provisions of laws, regulations, contracts, and grant agreements and other matters. The purpose of that report is to describe the scope of our testing, and not to provide an opinion on the internal control over financial reporting or on compliance. That report is an integral part of an audit performed in accordance with *Government Auditing Standards* and should be considered in assessing the results of our audit.

Board of Education
Huron City School District

Independent Auditor's Report (Continued)

The management's discussion and analysis on pages 3 through 12 is not a required part of the basic financial statements but is supplementary information required by accounting principles generally accepted in the United States of America. We have applied certain limited procedures, which consisted principally of inquiries of management regarding the methods of measurement and presentation of the required supplementary information. However, we did not audit the information and express no opinion on it.

Our audit was conducted for the purpose of forming opinions on the financial statements that collectively comprise the Huron City School District's basic financial statements. The accompanying Schedule of Receipts and Expenditures of Federal Awards is presented for purposes of additional analysis as required by the U.S. Office of Management and Budget Circular A-133, Audits of States, Local Governments, and Non-Profit Organizations, and is not a required part of the basic financial statements. Such information has been subjected to auditing procedures applied in the audit of the basic financial statements and, in our opinion, is fairly stated in all material respects in relation to the basic financial statements taken as a whole.

Caudill & Associates, CPA

Caudill & Associates, CPA
December 30, 2011

**HURON CITY SCHOOL DISTRICT
ERIE COUNTY, OHIO**

MANAGEMENT'S DISCUSSION AND ANALYSIS
FOR THE FISCAL YEAR ENDED JUNE 30, 2011
(UNAUDITED)

The management's discussion and analysis of the Huron City School District's ("the District") financial performance provides an overall review of the District's financial activities for the fiscal year ended June 30, 2011. The intent of this discussion and analysis is to look at the District's financial performance as a whole; readers should also review the basic financial statements and the notes to the basic financial statements to enhance their understanding of the District's financial performance.

Financial Highlights

Key financial highlights for fiscal year 2011 are as follows:

- In total, net assets of governmental activities increased \$1,007,697.
- General revenues accounted for \$16,073,642 in revenue or 86.73% of all revenues. Program specific revenues in the form of charges for services and sales, grants and contributions accounted for \$2,459,867 or 13.27% of total revenues of \$18,533,509.
- The District had \$17,525,812 in expenses related to governmental activities; only \$2,459,867 of these expenses were offset by program specific charges for services, grants or contributions. General revenues supporting governmental activities (primarily taxes and unrestricted grants and entitlements) of \$16,073,642 were adequate to provide for these programs.
- The District's major governmental funds are the general fund and the permanent improvement fund. The general fund had \$15,540,363 in revenues and \$14,845,804 in expenditures and other financing uses. During fiscal year 2011, the general fund's fund balance increased \$694,559 from a restated balance of \$7,042,298 to a balance of \$7,736,857.
- The permanent improvement fund had \$664,061 in revenues and \$1,910,312 in expenditures. During fiscal year 2011, the permanent improvement fund's fund balance decreased \$1,246,251 from a balance of \$1,534,494 to a balance of \$288,243.

Using the Basic Financial Statements

This annual report consists of a series of financial statements and notes to those statements. These statements are organized so the reader can understand the District as a financial whole, an entire operating entity. The statements then proceed to provide an increasingly detailed look at specific financial activities.

The *statement of net assets* and *statement of activities* provide information about the activities of the whole District, presenting both an aggregate view of the District's finances and a longer-term view of those finances. Fund financial statements provide the next level of detail. For governmental funds, these statements tell how services were financed in the short-term as well as what remains for future spending. The fund financial statements also look at the District's most significant funds with all other nonmajor funds presented in total in one column. In the case of the District, the general fund and the permanent improvement fund are the most significant funds, and the only governmental funds reported as major funds.

**HURON CITY SCHOOL DISTRICT
ERIE COUNTY, OHIO**

MANAGEMENT'S DISCUSSION AND ANALYSIS
FOR THE FISCAL YEAR ENDED JUNE 30, 2011
(UNAUDITED)

Reporting the District as a Whole

Statement of Net Assets and the Statement of Activities

While this document contains the large number of funds used by the District to provide programs and activities, the view of the District as a whole looks at all financial transactions and asks the question, "How did we do financially during 2011?" The statement of net assets and the statement of activities answer this question. These statements include *all assets, liabilities, revenues and expenses* using the *accrual basis of accounting* similar to the accounting used by most private-sector companies. This basis of accounting will take into account all of the current year's revenues and expenses regardless of when cash is received or paid.

These two statements report the District's *net assets* and changes in those assets. This change in net assets is important because it tells the reader that, for the District as a whole, the *financial position* of the District has improved or diminished. The causes of this change may be the result of many factors, some financial, some not. Non-financial factors include the District's property tax base, current property tax laws in Ohio restricting revenue growth, facility conditions, required educational programs and other factors.

In the statement of net assets and the statement of activities, the governmental activities include the District's programs and services, including instruction, support services, operation and maintenance, pupil transportation, extracurricular activities, and food service operations.

The District's statement of net assets and statement of activities can be found on pages 14-15 of this report.

Reporting the District's Most Significant Funds

Fund Financial Statements

The analysis of the District's major governmental funds begins on page 9. Fund financial reports provide detailed information about the District's major funds. The District uses many funds to account for a multitude of financial transactions. However, these fund financial statements focus on the District's most significant funds. The District's major governmental funds are the general fund and the permanent improvement fund.

Governmental Funds

Most of the District's activities are reported in governmental funds, which focus on how money flows into and out of those funds and the balances left at year-end available for spending in future periods. These funds are reported using an accounting method called *modified accrual* accounting, which measures cash and all other *financial assets* than can readily be converted to cash. The governmental fund financial statements provide a detailed *short-term* view of the District's general government operations and the basic services it provides. Governmental fund information helps you determine whether there are more or fewer financial resources that can be spent in the near future to finance educational programs. The relationship (or differences) between governmental *activities* (reported in the statement of net assets and the statement of activities) and governmental *funds* is reconciled in the basic financial statements. The basic governmental fund financial statements can be found on pages 16-20 of this report.

Reporting the District's Fiduciary Responsibilities

The District is the trustee, or fiduciary, for its scholarship programs. This activity is presented as a private-purpose trust fund. The District also acts in a trustee capacity as an agent for individuals. These activities are reported in an agency fund. All of the District's fiduciary activities are reported in separate statements of fiduciary net assets and changes in fiduciary net assets on pages 21 and 22. These activities are excluded from the District's other financial statements because the assets cannot be utilized by the District to finance its operations.

**HURON CITY SCHOOL DISTRICT
ERIE COUNTY, OHIO**

MANAGEMENT'S DISCUSSION AND ANALYSIS
FOR THE FISCAL YEAR ENDED JUNE 30, 2011
(UNAUDITED)

Notes to the Basic Financial Statements

The notes provide additional information that is essential to a full understanding of the data provided in the government-wide and fund financial statements. These notes to the basic financial statements can be found on pages 23-53 of this report.

The District as a Whole

The statement of net assets provides the perspective of the District as a whole.

The table below provides a summary of the District's net assets at June 30, 2011 and June 30, 2010:

	Net Assets	
	Governmental Activities 2011	Governmental Activities 2010
<u>Assets</u>		
Current and other assets	\$ 20,035,277	\$ 21,143,786
Capital assets, net	<u>8,389,042</u>	<u>7,535,659</u>
Total assets	<u>28,424,319</u>	<u>28,679,445</u>
<u>Liabilities</u>		
Current liabilities	10,292,230	10,692,778
Long-term liabilities	<u>9,515,829</u>	<u>10,378,104</u>
Total liabilities	<u>19,808,059</u>	<u>21,070,882</u>
<u>Net Assets</u>		
Invested in capital assets, net of related debt	3,396,713	3,074,649
Restricted	700,000	901,664
Unrestricted	<u>4,519,547</u>	<u>3,632,250</u>
Total net assets	<u>\$ 8,616,260</u>	<u>\$ 7,608,563</u>

Over time, net assets can serve as a useful indicator of a government's financial position. At June 30, 2011, the District's assets exceeded liabilities by \$8,616,260.

At year-end, capital assets represented 29.51% of total assets. Capital assets include land, land improvements, buildings and improvements, furniture and equipment and vehicles. Capital assets, net of related debt to acquire the assets at June 30, 2011, were \$3,396,713. These capital assets are used to provide services to the students and are not available for future spending. Although the District's investment in capital assets is reported net of related debt, it should be noted that the resources to repay the debt must be provided from other sources, since capital assets may not be used to liquidate these liabilities.

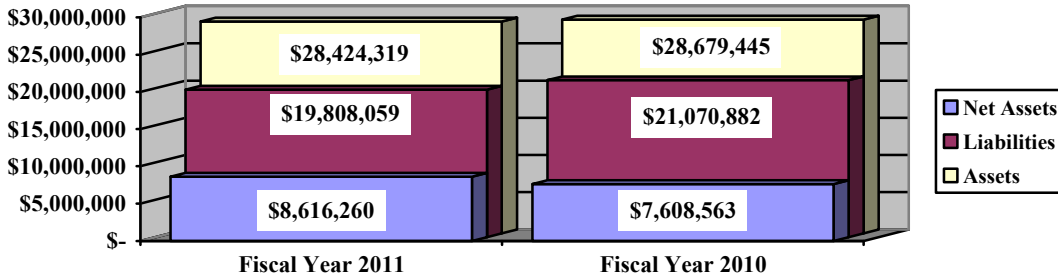
A portion of the District's net assets, \$700,000, represents resources that are subject to external restriction on how they may be used. The District had a remaining balance of unrestricted net assets of \$4,519,547.

**HURON CITY SCHOOL DISTRICT
ERIE COUNTY, OHIO**

MANAGEMENT'S DISCUSSION AND ANALYSIS
FOR THE FISCAL YEAR ENDED JUNE 30, 2011
(UNAUDITED)

The table below provides a summary of the District's assets, liabilities and net assets for 2011 and 2010:

Governmental Activities



The table below shows the change in net assets for fiscal years 2011 and 2010:

Change in Net Assets

	Governmental Activities 2011	Governmental Activities 2010
<u>Revenues</u>		
Program revenues:		
Charges for services and sales	\$ 1,004,748	\$ 845,961
Operating grants and contributions	1,335,327	1,625,493
Capital grants and contributions	119,792	104,355
General revenues:		
Property taxes	10,499,389	10,633,359
Grants and entitlements	5,402,883	5,492,004
Investment earnings	43,279	50,900
Other	128,091	87,996
Total revenues	<u>18,533,509</u>	<u>18,840,068</u>

**HURON CITY SCHOOL DISTRICT
ERIE COUNTY, OHIO**

MANAGEMENT'S DISCUSSION AND ANALYSIS
FOR THE FISCAL YEAR ENDED JUNE 30, 2011
(UNAUDITED)

Change in Net Assets

	<u>Governmental Activities 2011</u>	<u>Governmental Activities 2010</u>
<u>Expenses</u>		
Program expenses:		
Instruction:		
Regular	\$ 7,258,611	\$ 7,057,334
Special	2,195,117	2,227,810
Other	90,159	79,409
Support services:		
Pupil	571,954	518,882
Instructional staff	692,500	718,625
Board of education	40,410	35,456
Administration	1,543,200	1,540,748
Fiscal	508,089	524,898
Operations and maintenance	1,541,738	1,562,839
Pupil transportation	955,864	990,100
Central	3,306	4,378
Operations of non-instructional:		
Food service operations	652,929	669,754
Other non-instructional services	320,142	217,063
Extracurricular activities	769,849	606,060
Intergovernmental pass through	5,230	36,482
Interest and fiscal charges	<u>376,714</u>	<u>383,506</u>
Total expenses	<u>17,525,812</u>	<u>17,173,344</u>
Change in net assets	1,007,697	1,666,724
Net assets at beginning of year	<u>7,608,563</u>	<u>5,941,839</u>
Net assets at end of year	<u>\$ 8,616,260</u>	<u>\$ 7,608,563</u>

Governmental Activities

Net assets of the District's governmental activities increased \$1,007,697. Total governmental expenses of \$17,525,812 were offset by program revenues of \$2,459,867 and general revenues of \$16,073,642. Program revenues supported 14.04% of the total governmental expenses.

The primary sources of revenue for governmental activities are derived from property taxes and unrestricted grants and entitlements. These revenue sources represent 85.80% of total governmental revenue. Real estate property is reappraised every six years.

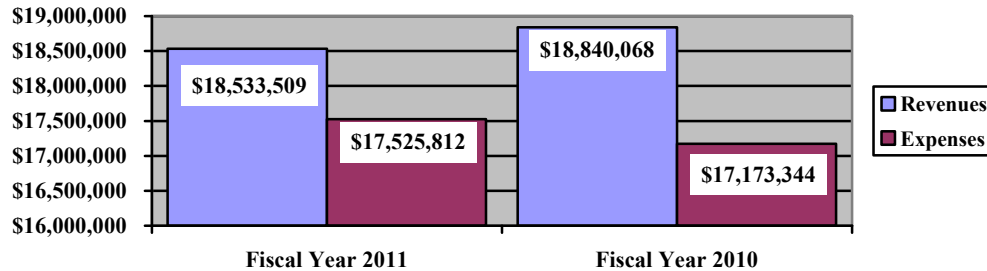
The largest expense of the District is for instructional programs. Instruction expenses totaled \$9,543,887 or 54.46% of total governmental expenses for fiscal year 2011.

**HURON CITY SCHOOL DISTRICT
ERIE COUNTY, OHIO**

MANAGEMENT'S DISCUSSION AND ANALYSIS
FOR THE FISCAL YEAR ENDED JUNE 30, 2011
(UNAUDITED)

The graph below presents the District's governmental activities revenue and expenses for fiscal years 2011 and 2010:

Governmental Activities - Revenues and Expenses



The statement of activities shows the cost of program services and the charges for services and grants offsetting those services. The following table shows, for governmental activities, the total cost of services and the net cost of services. That is, it identifies the cost of these services supported by tax revenue and unrestricted State grants and entitlements

Governmental Activities

	Total Cost of Services 2011	Net Cost of Services 2011	Total Cost of Services 2010	Net Cost of Services 2010
Program expenses				
Instruction:				
Regular	\$ 7,258,611	\$ 6,926,589	\$ 7,057,334	\$ 6,850,453
Special	2,195,117	1,875,142	2,227,810	1,575,629
Other	90,159	26,004	79,409	15,586
Support services:				
Pupil	571,954	480,022	518,882	428,267
Instructional staff	692,500	464,170	718,625	528,524
Board of education	40,410	40,410	35,456	35,456
Administration	1,543,200	1,491,573	1,540,748	1,493,704
Fiscal	508,089	506,672	524,898	520,699
Operations and maintenance	1,541,738	1,351,193	1,562,839	1,336,638
Pupil transportation	955,864	833,091	990,100	955,108
Central	3,306	3,306	4,378	4,162
Operation of non-instructional:				
Food service operations	652,929	25,478	669,754	28,645
Other non-instructional services	320,142	187,835	217,063	55,024
Extracurricular activities	769,849	472,516	606,060	349,652
Intergovernmental pass through	5,230	5,230	36,482	36,482
Interest and fiscal charges	376,714	376,714	383,506	383,506
Total expenses	<u>\$ 17,525,812</u>	<u>\$ 15,065,945</u>	<u>\$ 17,173,344</u>	<u>\$ 14,597,535</u>

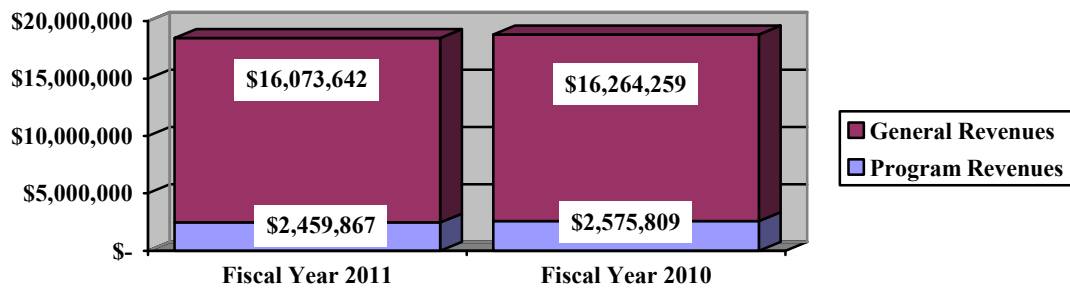
**HURON CITY SCHOOL DISTRICT
ERIE COUNTY, OHIO**

MANAGEMENT'S DISCUSSION AND ANALYSIS
FOR THE FISCAL YEAR ENDED JUNE 30, 2011
(UNAUDITED)

The dependence upon tax and other general revenues for governmental activities is apparent, 92.50% of instruction activities are supported through taxes and other general revenues. For all governmental activities, general revenue support is 85.96%. The District's taxpayers and grants and entitlements received from the State of Ohio that are not restricted in use are by far the primary support for the District's students.

The graph below presents the District's governmental activities revenue for fiscal years 2011 and 2010.

Governmental Activities - General and Program Revenues



The District's Funds

The June 30, 2010 fund balance of the general fund and other governmental funds were restated for reclassifications required for the implementation of GASB Statement No. 54 (See note 3.B for detail). The District's governmental funds (as presented on page 16) reported a combined fund balance of \$8,553,075 which is lower than last year's balance of \$9,148,758. The schedule below indicates the fund balance and the total change in fund balance as of June 30, 2011 and 2010.

	Fund Balance <u>June 30, 2011</u>	(Restated) Fund Balance <u>June 30, 2010</u>	Increase/ <u>(Decrease)</u>
General	\$ 7,736,857	\$ 7,042,298	\$ 694,559
Permanent Improvement	288,243	1,534,494	(1,246,251)
Other Governmental	<u>527,975</u>	<u>571,966</u>	<u>(43,991)</u>
Total	<u>\$ 8,553,075</u>	<u>\$ 9,148,758</u>	<u>\$ (595,683)</u>

**HURON CITY SCHOOL DISTRICT
ERIE COUNTY, OHIO**

MANAGEMENT'S DISCUSSION AND ANALYSIS
FOR THE FISCAL YEAR ENDED JUNE 30, 2011
(UNAUDITED)

General Fund

The District's general fund's fund balance increased by \$694,559.

	2011 <u>Amount</u>	(Restated) 2010 <u>Amount</u>	Increase/ (Decrease)	Percentage Change
<u>Revenues</u>				
Taxes	\$ 9,741,245	\$ 9,601,403	\$ 139,842	1.46 %
Tuition	223,684	92,444	131,240	141.97 %
Earnings on investments	41,782	49,956	(8,174)	(16.36) %
Intergovernmental	5,275,892	5,340,140	(64,248)	(1.20) %
Other revenues	<u>257,760</u>	<u>269,064</u>	<u>(11,304)</u>	(4.20) %
Total	<u>\$ 15,540,363</u>	<u>\$ 15,353,007</u>	<u>\$ 187,356</u>	1.22 %
<u>Expenditures</u>				
Instruction	\$ 8,922,437	\$ 8,496,705	\$ 425,732	5.01 %
Support services	5,044,203	5,325,774	(281,571)	(5.29) %
Operation of non-instructional services	122,279	100,990	21,289	21.08 %
Extracurricular activities	422,967	403,958	19,009	4.71 %
Debt service	<u>297,734</u>	<u>177,230</u>	<u>120,504</u>	67.99 %
Total	<u>\$ 14,809,620</u>	<u>\$ 14,504,657</u>	<u>\$ 304,963</u>	2.10 %

Revenues of the general fund increased \$187,356 or 1.22%. The most significant increases were in the area of tuition. Tuition increased \$131,240 or 141.97% due mainly to the new open enrollment into the district. Earnings on investments decreased \$8,174 or 16.36% due to a decrease in interest rates earned on investments. All other revenues remained comparable to prior years.

Expenditures of the general fund increased \$304,963 or 2.10%. The most significant increases were in the areas of instruction and debt service. Instruction expenditures increased \$425,732 or 5.01% due mainly to wage increases for teachers. The \$120,504 or 67.99% increase in debt service expenditures was due to scheduled principal and interest payments on the House Bill (H.B.) 264 school energy conservation bonds. All other expenditures remained comparable to prior years.

Permanent Improvement Fund

The permanent improvement fund had \$664,061 in revenues and \$1,910,312 in expenditures. During fiscal year 2011, the permanent improvement fund's fund balance decreased \$1,246,251 from a balance of \$1,534,494 to a balance of \$288,243. This decrease was due to expenses for various building additions and improvements made by the district out of the permanent improvement fund during fiscal year 2011.

General Fund Budgeting Highlights

The District's budget is prepared according to Ohio law and is based on accounting for certain transactions on a basis of cash receipts, disbursements and encumbrances. The most significant budgeted fund is the general fund.

**HURON CITY SCHOOL DISTRICT
ERIE COUNTY, OHIO**

MANAGEMENT'S DISCUSSION AND ANALYSIS
FOR THE FISCAL YEAR ENDED JUNE 30, 2011
(UNAUDITED)

For the general fund, final budgeted revenues and other financing sources were \$15,668,100, which was higher than the original budgeted revenues estimate of \$15,154,455. Actual revenues and other financing sources for fiscal year 2011 were \$15,268,967. This represents a \$399,133 decrease from final budgeted revenues.

General fund original appropriations (appropriated expenditures plus other financing uses) of \$16,746,438 were increased to \$18,246,438 in the final budget. The actual budget basis expenditures and other financing uses for fiscal year 2011 totaled \$15,314,758, which was \$2,931,680 less than the final budget appropriations.

Capital Assets and Debt Administration

Capital Assets

At the end of fiscal year 2011, the District had \$8,389,042 invested in land, land improvements, buildings and improvements, furniture and equipment and vehicles. This entire amount is reported in governmental activities.

The following table shows June 30, 2011 balances compared to June 30, 2010:

	Capital Assets at June 30	
	(Net of Depreciation)	
	<u>Governmental Activities</u>	
	<u>2011</u>	<u>2010</u>
Land	\$ 490,491	\$ 424,412
Land improvements	625,232	633,439
Building and improvements	6,692,248	5,819,429
Furniture and equipment	297,513	309,558
Vehicles	<u>283,558</u>	<u>348,821</u>
Total	<u>\$ 8,389,042</u>	<u>\$ 7,535,659</u>

Total additions to capital assets for fiscal year 2011 were \$1,265,767. The overall increase in capital assets of \$853,383 is primarily due to the additions exceeding the recording of \$412,384 in depreciation expense for fiscal year 2011.

See Note 8 to the basic financial statements for additional information on the District's capital assets.

Debt Administration

At June 30, 2011, the District had \$8,516,950 in general obligation bonds and lease-purchase agreements outstanding. Of this total, \$743,032 is due within one year and \$7,773,918 is due in greater than one year.

The following table summarizes the bonds and lease purchase agreements outstanding.

**HURON CITY SCHOOL DISTRICT
ERIE COUNTY, OHIO**

MANAGEMENT'S DISCUSSION AND ANALYSIS
FOR THE FISCAL YEAR ENDED JUNE 30, 2011
(UNAUDITED)

Outstanding Debt, at Year End

	Governmental Activities <u>2011</u>	Governmental Activities <u>2010</u>
General obligation bonds - Series 2007	\$ 3,273,782	\$ 3,411,925
HB 264 general obligation bonds - Series 2008	1,440,000	1,525,000
Lease-purchase agreements	<u>3,803,168</u>	<u>4,285,386</u>
Total	<u>\$ 8,516,950</u>	<u>\$ 9,222,311</u>

At June 30, 2011, the District's overall legal debt margin was \$26,269,408, and the unvoted debt margin was \$337,729. See Note 10 to the basic financial statements for additional information on the District's debt administration.

Current Financial Related Activities

During fiscal year 2011, the District saw the full collection of its levies. The District continues to monitor its programs and enrollment adjusting it as necessary. The District forecasts call for relatively stable enrollment with some modest declines through the next ten years. The District revises its five year forecast, twice annually or if a significant change occurs, to reflect new enrollment, staffing and revenue models. Because of changes in State funding, particularly the tangible personal property tax reimbursement, the District will need new tax monies by the end of 2015.

The Huron Athletic Boosters have completed work on new baseball and softball fields on property owned by the District at Woodlands Elementary School. There was no cost to the District. The first games were played at the fields in the spring of 2011.

In fiscal year 2011 the District introduced an open enrollment policy. The number of open enrollment students was 32 and double the original forecast. This was done without addition of staff. The District expects to continue the open enrollment program in future years.

New windows were added to the High School and McCormick Junior High School.

The District agreed to a tax abatement with Kalahari Resorts that will generate an annual payment of approximately \$75,000. These payments will be dedicated to upgrades at the McCormick Junior High School, particularly the auditorium.

The McCormick Junior High School has applied for recognition on the National Historic Register.

The District was rated as Excellent for the 2010-2011 School Year.

Contacting the District's Financial Management

This financial report is designed to provide our citizens, taxpayers, and investors and creditors with a general overview of the District's finances and to show the District's accountability for the money it receives. If you have questions about this report or need additional financial information contact Mr. Michael Weis, Treasurer, Huron City School District, 712 Cleveland Road E, Huron, Ohio 44839-1871. This report and other financial data is also posted on the District's Web Site (www.Huron-City.k12.oh.us) under the Treasurer's Section.

BASIC
FINANCIAL STATEMENTS

**HURON CITY SCHOOL DISTRICT
ERIE COUNTY, OHIO**

STATEMENT OF NET ASSETS
JUNE 30, 2011

	Governmental Activities
Assets:	
Equity in pooled cash and cash equivalents.	\$ 8,625,425
Cash in segregated accounts	17,028
Receivables:	
Property taxes	10,980,573
Accounts.	1,762
Accrued interest	8,900
Intergovernmental	166,444
Prepayments	10,792
Materials and supplies inventory.	18,657
Unamortized bond issuance costs	163,416
Loan receivable	42,280
Capital assets:	
Land and construction in progress.	490,491
Depreciable capital assets, net.	7,898,551
Capital assets, net	8,389,042
Total assets.	28,424,319
Liabilities:	
Accounts payable.	86,783
Accrued wages and benefits	1,372,208
Pension obligation payable.	388,959
Intergovernmental payable	54,287
Unearned revenue	8,362,076
Accrued interest payable	27,917
Long-term liabilities:	
Due within one year.	1,001,237
Due in more than one year.	8,514,592
Total liabilities	19,808,059
Net Assets:	
Invested in capital assets, net	
of related debt.	3,396,713
Restricted for:	
Capital projects	16,350
Debt service.	452,751
State funded programs.	84,144
Federally funded programs	40,481
Student activities	79,645
Other purposes	26,629
Unrestricted.	4,519,547
Total net assets	\$ 8,616,260

SEE ACCOMPANYING NOTES TO THE BASIC FINANCIAL STATEMENTS

**HURON CITY SCHOOL DISTRICT
ERIE COUNTY, OHIO**

STATEMENT OF ACTIVITIES
FOR THE FISCAL YEAR ENDED JUNE 30, 2011

	Expenses	Program Revenues			Net (Expense) Revenue and Changes in Net Assets Governmental Activities
		Charges for Services and Sales	Operating Grants and Contributions	Capital Grants and Contributions	
Governmental activities:					
Instruction:					
Regular	\$ 7,258,611	\$ 274,987	\$ 53,226	\$ 3,809	\$ (6,926,589)
Special	2,195,117	6,096	313,879	-	(1,875,142)
Other	90,159	-	64,155	-	(26,004)
Support services:					
Pupil	571,954	-	91,932	-	(480,022)
Instructional staff	692,500	-	228,330	-	(464,170)
Board of education	40,410	-	-	-	(40,410)
Administration	1,543,200	-	51,627	-	(1,491,573)
Fiscal	508,089	-	456	961	(506,672)
Operations and maintenance	1,541,738	58,438	17,085	115,022	(1,351,193)
Pupil transportation	955,864	-	122,773	-	(833,091)
Central	3,306	-	-	-	(3,306)
Operation of non-instructional services:					
Other non-instructional services	320,142	-	132,307	-	(187,835)
Food service operations	652,929	370,474	256,977	-	(25,478)
Extracurricular activities	769,849	294,753	2,580	-	(472,516)
Intergovernmental pass through	5,230	-	-	-	(5,230)
Interest and fiscal charges	376,714	-	-	-	(376,714)
Totals	\$ 17,525,812	\$ 1,004,748	\$ 1,335,327	\$ 119,792	(15,065,945)

General Revenues:

Property taxes levied for:	
General purposes	9,713,558
Debt service	335,550
Capital projects	450,281
Grants and entitlements not restricted	
to specific programs	5,402,883
Investment earnings	43,279
Miscellaneous	128,091
Total general revenues	16,073,642
Change in net assets	1,007,697
Net assets at beginning of year	7,608,563
Net assets at end of year	\$ 8,616,260

SEE ACCOMPANYING NOTES TO THE BASIC FINANCIAL STATEMENTS

**HURON CITY SCHOOL DISTRICT
ERIE COUNTY, OHIO**

BALANCE SHEET
GOVERNMENTAL FUNDS
JUNE 30, 2011

	General	Permanent Improvement	Other Governmental Funds	Total Governmental Funds
Assets:				
Equity in pooled cash and cash equivalents	\$ 7,855,610	\$ 239,541	\$ 503,645	\$ 8,598,796
Cash in segregated accounts	17,028	-	-	17,028
Receivables:				
Property taxes	10,255,703	405,687	319,183	10,980,573
Accounts	1,762	-	-	1,762
Accrued interest	8,900	-	-	8,900
Interfund loans	67,270	-	-	67,270
Intergovernmental	-	-	166,444	166,444
Prepayments	10,792	-	-	10,792
Materials and supplies inventory	-	-	18,657	18,657
Loan receivable	42,280	-	-	42,280
Restricted assets:				
Equity in pooled cash and cash equivalents	26,629	-	-	26,629
Total assets	\$ 18,285,974	\$ 645,228	\$ 1,007,929	\$ 19,939,131
Liabilities:				
Accounts payable	\$ 64,043	\$ 13,220	\$ 9,520	\$ 86,783
Accrued wages and benefits	1,347,040	-	25,168	1,372,208
Compensated absences payable	126,065	-	-	126,065
Interfund loans payable	-	-	67,270	67,270
Intergovernmental payable	52,507	-	1,780	54,287
Unearned revenue	7,811,628	309,864	240,584	8,362,076
Deferred revenue	797,734	33,901	96,773	928,408
Pension obligation payable	350,100	-	38,859	388,959
Total liabilities	10,549,117	356,985	479,954	11,386,056
Fund Balances:				
Nonspendable:				
Materials and supplies inventory	-	-	18,657	18,657
Prepays	10,792	-	-	10,792
Restricted:				
Debt service	-	-	443,771	443,771
Capital improvements	-	288,243	-	288,243
Non-public schools	-	-	5,821	5,821
Special education	-	-	27,742	27,742
Targeted academic assistance	-	-	4,446	4,446
Other purposes	-	-	17,063	17,063
Extracurricular	-	-	79,645	79,645
School bus purchases	26,629	-	-	26,629
Assigned:				
Student instruction	229,659	-	-	229,659
Student and staff support	99,087	-	-	99,087
Extracurricular activities	2,865	-	-	2,865
Public school support	33,515	-	-	33,515
Other purposes	72,365	-	-	72,365
Unassigned (deficit)	7,261,945	-	(69,170)	7,192,775
Total fund balances	7,736,857	288,243	527,975	8,553,075
Total liabilities and fund balances	\$ 18,285,974	\$ 645,228	\$ 1,007,929	\$ 19,939,131

SEE ACCOMPANYING NOTES TO THE BASIC FINANCIAL STATEMENTS

**HURON CITY SCHOOL DISTRICT
ERIE COUNTY, OHIO**

RECONCILIATION OF TOTAL GOVERNMENTAL FUND BALANCES TO
NET ASSETS OF GOVERNMENTAL ACTIVITIES
JUNE 30, 2011

Total governmental fund balances		\$	8,553,075
<i>Amounts reported for governmental activities on the statement of net assets are different because:</i>			
Capital assets used in governmental activities are not financial resources and therefore are not reported in the funds.			8,389,042
Other long-term assets are not available to pay for current-period expenditures and therefore are deferred in the funds.			
Property taxes receivable	\$	844,979	
Accrued interest receivable		4,663	
Intergovernmental receivable		78,766	
Total		928,408	928,408
Unamortized deferred charges on refundings are not recognized in the funds			134,028
Unamortized premiums on bond issuances are not recognized in the funds.			(278,261)
Unamortized bond issuance costs are not recognized in the funds.			163,416
Accrued interest payable is not due and payable in the current period and therefore is not reported in the funds.			(27,917)
Long-term liabilities, including bonds payable, are not due and payable in the current period and therefore are not reported in the funds.			
General obligation bonds		4,713,782	
Lease purchase agreements		3,803,168	
Compensated absences		728,581	
Total		9,245,531	(9,245,531)
Net assets of governmental activities		\$	8,616,260

SEE ACCOMPANYING NOTES TO THE BASIC FINANCIAL STATEMENTS

**HURON CITY SCHOOL DISTRICT
ERIE COUNTY, OHIO**

STATEMENT OF REVENUES, EXPENDITURES AND CHANGES IN FUND BALANCES
GOVERNMENTAL FUNDS
FOR THE FISCAL YEAR ENDED JUNE 30, 2011

	<u>General</u>	<u>Permanent Improvement</u>	<u>Other Governmental Funds</u>	<u>Total Governmental Funds</u>
Revenues:				
From local sources:				
Property taxes	\$ 9,741,245	\$ 450,949	\$ 335,342	\$ 10,527,536
Tuition	223,684	-	-	223,684
Earnings on investments	41,782	-	54	41,836
Charges for services	-	-	370,474	370,474
Extracurricular	13,832	-	280,921	294,753
Classroom materials and fees	55,088	-	-	55,088
Rental income	58,438	-	-	58,438
Contributions and donations	23,187	73,545	300	97,032
Other local revenues	107,215	46,247	2,773	156,235
Intergovernmental - state	5,275,892	93,320	268,961	5,638,173
Intergovernmental - federal	-	-	1,041,819	1,041,819
Total revenues	<u>15,540,363</u>	<u>664,061</u>	<u>2,300,644</u>	<u>18,505,068</u>
Expenditures:				
Current:				
Instruction:				
Regular	7,065,465	43,427	59,213	7,168,105
Special	1,830,936	-	316,188	2,147,124
Other	26,036	-	64,123	90,159
Support services:				
Pupil	460,803	-	87,671	548,474
Instructional staff	451,910	-	227,818	679,728
Board of education	40,410	-	-	40,410
Administration	1,473,367	-	85,294	1,558,661
Fiscal	489,178	10,959	500	500,637
Operations and maintenance	1,326,254	1,311,368	10,245	2,647,867
Pupil transportation	798,975	-	52,672	851,647
Central	3,306	-	-	3,306
Operation of non-instructional services:				
Other non-instructional services	122,279	-	196,647	318,926
Food service operations	-	-	652,992	652,992
Extracurricular activities	422,967	-	316,326	739,293
Facilities acquisition and construction	-	66,176	-	66,176
Debt service:				
Principal retirement	210,791	356,427	185,000	752,218
Interest and fiscal charges	86,943	121,955	120,900	329,798
Intergovernmental pass through	-	-	5,230	5,230
Total expenditures	<u>14,809,620</u>	<u>1,910,312</u>	<u>2,380,819</u>	<u>19,100,751</u>
Excess (deficiency) of revenues over (under) expenditures	<u>730,743</u>	<u>(1,246,251)</u>	<u>(80,175)</u>	<u>(595,683)</u>
Other financing sources (uses):				
Transfers in	-	-	36,184	36,184
Transfers (out)	<u>(36,184)</u>	<u>-</u>	<u>-</u>	<u>(36,184)</u>
Total other financing sources (uses)	<u>(36,184)</u>	<u>-</u>	<u>36,184</u>	<u>-</u>
Net change in fund balances	694,559	(1,246,251)	(43,991)	(595,683)
Fund balances at beginning of year (restated).	<u>7,042,298</u>	<u>1,534,494</u>	<u>571,966</u>	<u>9,148,758</u>
Fund balances at end of year.	<u>\$ 7,736,857</u>	<u>\$ 288,243</u>	<u>\$ 527,975</u>	<u>\$ 8,553,075</u>

SEE ACCOMPANYING NOTES TO THE BASIC FINANCIAL STATEMENTS

**HURON CITY SCHOOL DISTRICT
ERIE COUNTY, OHIO**

RECONCILIATION OF THE STATEMENT OF REVENUES, EXPENDITURES
AND CHANGES IN FUND BALANCES OF GOVERNMENTAL FUNDS
TO THE STATEMENT OF ACTIVITIES
FOR THE FISCAL YEAR ENDED JUNE 30, 2011

Net change in fund balances - total governmental funds \$ (595,683)

Amounts reported for governmental activities in the statement of activities are different because:

Governmental funds report capital outlays as expenditures. However, in the statement of activities, the cost of those assets is allocated over their estimated useful lives as depreciation expense. This is the amount by which capital outlays exceeds depreciation expense in the current period.

Capital asset additions	\$ 1,265,767	
Current year depreciation	(412,384)	
Total		853,383

Revenues in the statement of activities that do not provide current financial resources are not reported as revenues in the funds.

Property taxes	(28,147)	
Earnings on investments	1,497	
Intergovernmental	27,210	
Total		560

Repayment of bond and lease-purchase principal is an expenditure in the governmental funds, but the repayment reduces long-term liabilities on the statement of net assets. Principal payments during the year were:

Bonds	270,000	
Lease-purchase agreements	482,218	
Total		752,218

In the statement of activities, interest is accrued on outstanding bonds and lease purchase agreements, whereas in governmental funds, an interest expenditure is reported when due. The following items resulted in more interest being reported in the statement of activities:

Decrease in accrued interest payable	1,486	
Accreted interest on capital appreciation bonding	(46,857)	
Amortization of deferred charges on refundings	(9,297)	
Amortization of bond premiums	19,758	
Amortization of bond issuance costs	(12,006)	
Total		(46,916)

Some expenses reported in the statement of activities, such as compensated absences, do not require the use of current financial resources and therefore are not reported as expenditures in governmental funds.

44,135

Change in net assets of governmental activities **\$ 1,007,697**

SEE ACCOMPANYING NOTES TO THE BASIC FINANCIAL STATEMENTS

**HURON CITY SCHOOL DISTRICT
ERIE COUNTY, OHIO**

STATEMENT OF REVENUES, EXPENDITURES AND CHANGES IN
FUND BALANCE - BUDGET AND ACTUAL (NON-GAAP BUDGETARY BASIS)
GENERAL FUND
FOR THE FISCAL YEAR ENDED JUNE 30, 2011

	<u>Budgeted Amounts</u>			Variance with Final Budget Positive (Negative)
	<u>Original</u>	<u>Final</u>	<u>Actual</u>	
Revenues:				
From local sources:				
Property taxes	\$ 9,340,969	\$ 9,659,740	\$ 9,412,036	\$ (247,704)
Tuition	222,030	229,607	223,719	(5,888)
Transportation fees	104	108	105	(3)
Earnings on investments	39,443	40,789	39,743	(1,046)
Extracurricular	11,574	11,969	11,662	(307)
Classroom materials and fees	54,449	56,307	54,863	(1,444)
Rental income	61,892	64,004	62,363	(1,641)
Other local revenues	77,947	80,607	78,540	(2,067)
Intergovernmental - state	5,242,998	5,421,921	5,282,887	(139,034)
Total revenues	<u>15,051,406</u>	<u>15,565,051</u>	<u>15,165,918</u>	<u>(399,133)</u>
Expenditures:				
Current:				
Instruction:				
Regular	6,815,186	7,539,641	7,323,124	216,517
Special	2,999,296	3,179,428	1,820,866	1,358,562
Other	31,031	33,568	25,644	7,924
Support services:				
Pupil	459,786	506,847	475,716	31,131
Instructional staff	405,057	449,586	450,126	(540)
Board of education	64,008	67,938	39,724	28,214
Administration	1,554,497	1,706,173	1,533,211	172,962
Fiscal	663,253	713,139	504,272	208,867
Operations and maintenance	1,975,316	2,114,870	1,410,679	704,191
Pupil transportation	850,417	931,549	820,116	111,433
Central	3,972	4,287	3,185	1,102
Operation of non-instructional services	76,093	85,702	97,137	(11,435)
Extracurricular activities	280,344	316,072	361,155	(45,083)
Debt service:				
Principal	288,625	309,478	210,791	98,687
Interest and fiscal charges	127,489	136,090	86,943	49,147
Total expenditures	<u>16,594,369</u>	<u>18,094,369</u>	<u>15,162,689</u>	<u>2,931,680</u>
Excess (deficiency) of revenues over (under) expenditures	<u>(1,542,963)</u>	<u>(2,529,318)</u>	<u>3,229</u>	<u>2,532,547</u>
Other financing sources (uses):				
Refund of prior year's expenditures	42,453	42,453	42,453	-
Transfers (out)	(37,519)	(37,519)	(37,519)	-
Advances in	60,596	60,596	60,596	-
Advances (out)	(114,550)	(114,550)	(114,550)	-
Total other financing sources (uses)	<u>(49,020)</u>	<u>(49,020)</u>	<u>(49,020)</u>	<u>-</u>
Net change in fund balance	(1,591,983)	(2,578,338)	(45,791)	2,532,547
Fund balance at beginning of year	7,211,559	7,211,559	7,211,559	-
Prior year encumbrances appropriated	214,333	214,333	214,333	-
Fund balance at end of year	<u>\$ 5,833,909</u>	<u>\$ 4,847,554</u>	<u>\$ 7,380,101</u>	<u>\$ 2,532,547</u>

SEE ACCOMPANYING NOTES TO THE BASIC FINANCIAL STATEMENTS

HURON CITY SCHOOL DISTRICT
ERIE COUNTY, OHIO
STATEMENT OF FIDUCIARY NET ASSETS
FIDUCIARY FUNDS
JUNE 30, 2011

	<u>Private Purpose Trust</u>	
	<u>Scholarship</u>	<u>Agency</u>
Assets:		
Current assets:		
Equity in pooled cash and cash equivalents	\$ 32,359	\$ 84,348
Total assets.	<u>32,359</u>	<u>\$ 84,348</u>
Liabilities:		
Due to students.	-	\$ 42,068
Loans payable	-	42,280
Total liabilities	<u>-</u>	<u>\$ 84,348</u>
Net assets:		
Held in trust for scholarships	<u>32,359</u>	
Total net assets	<u>\$ 32,359</u>	

SEE ACCOMPANYING NOTES TO THE BASIC FINANCIAL STATEMENTS

**HURON CITY SCHOOL DISTRICT
ERIE COUNTY, OHIO**

STATEMENT OF CHANGES IN FIDUCIARY NET ASSETS
FIDUCIARY FUND
FOR THE FISCAL YEAR ENDED JUNE 30, 2011

	Private Purpose Trust
	Scholarship
Additions:	
Interest	\$ 17
Gifts and contributions	14,970
Total additions	14,987
Deductions:	
Scholarships awarded	3,511
Change in net assets	11,476
Net assets at beginning of year	20,883
Net assets at end of year	\$ 32,359

SEE ACCOMPANYING NOTES TO THE BASIC FINANCIAL STATEMENTS

THIS PAGE IS INTENTIONALLY LEFT BLANK

**HURON CITY SCHOOL DISTRICT
ERIE COUNTY, OHIO**

NOTES TO THE BASIC FINANCIAL STATEMENTS
FOR THE FISCAL YEAR ENDED JUNE 30, 2011

NOTE 1 - DESCRIPTION OF THE SCHOOL DISTRICT

The Huron City School District (the "District") is a city school district as defined by §3311.02 of the Ohio Revised Code. The District operates under an elected Board of Education and is responsible for providing public education to the residents of the District.

The District operates 4 instructional facilities staffed by 44 classified employees, 95 certified teaching personnel and 12 administrators who provide educational services to 1,488 students from grades K through 12. The District ranks as the 365th largest by total enrollment among the 918 public school districts and community schools in the State.

NOTE 2 - SUMMARY OF SIGNIFICANT ACCOUNTING POLICIES

The basic financial statements of the District have been prepared in conformity with accounting principles generally accepted in the United States of America (GAAP) as applied to governmental units. The Governmental Accounting Standards Board (GASB) is the accepted standard-setting body for establishing governmental accounting and financial reporting principles. The District also applies Financial Accounting Standards Board (FASB) guidance issued on or before November 30, 1989, to its governmental activities provided it does not conflict with or contradict GASB pronouncements. The District's significant accounting policies are described below.

A. Reporting Entity

The reporting entity has been defined in accordance with GASB Statement No. 14, "The Financial Reporting Entity" as amended by GASB Statement No. 39, "Determining Whether Certain Organizations Are Component Units". The reporting entity is composed of the primary government and component units. The primary government consists of all funds, departments, boards and agencies that are not legally separate from the District. For the District, this includes general operations, food service and student related activities of the District.

Component units are legally separate organizations for which the District is financially accountable. The District is financially accountable for an organization if the District appoints a voting majority of the organization's Governing Board and (1) the District is able to significantly influence the programs or services performed or provided by the organization; or (2) the District is legally entitled to or can otherwise access the organization's resources; or (3) the District is legally obligated or has otherwise assumed the responsibility to finance the deficits of, or provide financial support to, the organization; or (4) the District is obligated for the debt of the organization. Component units may also include organizations that are fiscally dependent on the District in that the District approves the budget, the issuance of debt or the levying of taxes. Certain organizations are also included as component units if the nature and significance of the relationship between the primary government and the organization is such that exclusion by the primary government would render the primary government's financial statements incomplete or misleading. Based upon the application of these criteria, the District has no component units. The basic financial statements of the reporting entity include only those of the District (the primary government).

**HURON CITY SCHOOL DISTRICT
ERIE COUNTY, OHIO**

NOTES TO THE BASIC FINANCIAL STATEMENTS
FOR THE FISCAL YEAR ENDED JUNE 30, 2011

NOTE 2 - SUMMARY OF SIGNIFICANT ACCOUNTING POLICIES - (Continued)

The following organizations are described due to their relationship to the District:

JOINTLY GOVERNED ORGANIZATIONS

Bay Area Council of Governments (BACG)

The BACG is a jointly governed organization. Members of the BACG consist of 26 school districts representing 7 counties (Ottawa, Sandusky, Seneca, Erie, Huron, Wood and Crawford). The BACG was formed for the purpose of purchasing goods and services at a lower cost. The items currently being purchased through the council of governments are natural gas and insurance. The only cost to the District is an administrative charge if they participate in purchasing through the BACG. The Board of Directors of the BACG consist of 1 elected representative of each county, the superintendent of the fiscal agent and 2 non-voting members (administrator and fiscal agent). Members of the Board serve two-year terms, which are staggered. Financial information can be obtained by contacting the North Point Educational Service Center, who serves as fiscal agent, at 2900 South Columbus Avenue, Sandusky, Ohio 44870.

EHOVE Career Center

The vocational school district is a separate body politic and corporate, established by the Ohio Revised Code (ORC) to provide vocational and special education needs of the students. The school accepts non-tuition students from the District as a member school; however, it is considered a separate political subdivision and is not considered to be part of the District.

Northern Ohio Educational Computer Association (NOECA)

NOECA is a jointly governed organization among 41 school districts. The joint venture was formed for the purpose of applying modern technology (with the aid of computers and other electronic equipment) to the administrative and instructional functions of member districts. Each of the governments of these schools supports NOECA based upon a per pupil charge dependent upon the software package utilized. In the event of dissolution of the organization, all current members will share in net obligations or asset liquidations in a ratio proportionate to their last twelve months' financial contributions. NOECA is governed by a Board of Directors consisting of superintendents of the member school districts. The degree of control exercised by any participating school district is limited to its representation on the Board. Financial information can be obtained by contacting the North Point Educational Service Center, who serves as fiscal agent, at 2900 South Columbus Avenue, Sandusky, Ohio 44870.

RELATED ORGANIZATION

Huron Public Library

The Huron Public Library is a distinct political subdivision of the State of Ohio created under Chapter 3375 of the Ohio Revised Code. The Library is governed by a Board of Trustees appointed by the Huron City School District Board of Education. The Board of Trustees possesses its own contracting and budgeting authority, hires and fires personnel, and does not depend on the District for operational subsidies. Although the District does serve as the taxing authority and may issue tax related debt on behalf of the Library, its role is limited to a ministerial function. The determination to request approval of a tax, the rate and the purpose are discretionary decisions made solely by the Board of Trustees. Financial information can be obtained from the Huron Public Library at 333 Williams Street, Huron, Ohio 44839.

**HURON CITY SCHOOL DISTRICT
ERIE COUNTY, OHIO**

NOTES TO THE BASIC FINANCIAL STATEMENTS
FOR THE FISCAL YEAR ENDED JUNE 30, 2011

NOTE 2 - SUMMARY OF SIGNIFICANT ACCOUNTING POLICIES - (Continued)

PUBLIC ENTITY RISK POOLS

Ohio Association of School Business Officials

The District participates in a group rating plan (GRP) for workers' compensation as established under Section 4123.29 of the Ohio Revised Code. Participation in the GRP is limited to school districts that can meet the GRP's selection criteria. The firm of Sheakley Uniservice Inc. provides administrative, cost control and actuarial services to the GRP. Each year, the District pays an enrollment fee to the GRP to cover the costs of administering the program. Refer to Note 11.C. for further information on this group rating plan.

Huron-Erie School Employees Insurance Association

The Huron-Erie School Employees Insurance Association (the "Association") is a public entity risk pool comprised of 14 districts. The Association assembly consists of a superintendent or designated representative from each participating district and the program administrator. The Association is governed by a Board of Directors chosen from the general membership. The degree of control exercised by any participating district is limited to its representation on the Board. Further information on the Association can be found in Note 11.B.

B. Fund Accounting

The District uses funds to maintain its financial records during the year. A fund is defined as a fiscal and accounting entity with a self balancing set of accounts. There are three categories of funds: governmental, proprietary and fiduciary. The District does not have any proprietary funds.

GOVERNMENTAL FUNDS

Governmental funds are those through which most governmental functions typically are financed. Governmental fund reporting focuses on the sources, uses and balances of current financial resources. Expendable assets are assigned to the various governmental funds according to the purposes for which they may or must be used. Current liabilities are assigned to the fund from which they will be paid. The difference between governmental fund assets and liabilities is reported as fund balance. The following are the District's major governmental funds:

General fund -The general fund is used to account for and report all financial resources not accounted for and reported in another fund. The general fund balance is available for any purpose provided it is expended or transferred according to the general laws of Ohio.

Permanent Improvement fund -The permanent improvement fund is used to account for transactions related to the acquiring, constructing, or improving of such permanent improvements as are authorized by Chapter 5705, Ohio Revised Code.

Other governmental funds of the District are used to account for (a) specific revenue sources that are restricted or committed to an expenditure for specified purposes other than debt service or capital projects and (b) financial resources that are restricted, committed, or assigned to expenditure for principal and interest.

**HURON CITY SCHOOL DISTRICT
ERIE COUNTY, OHIO**

NOTES TO THE BASIC FINANCIAL STATEMENTS
FOR THE FISCAL YEAR ENDED JUNE 30, 2011

NOTE 2 - SUMMARY OF SIGNIFICANT ACCOUNTING POLICIES - (Continued)

FIDUCIARY FUNDS

Fiduciary fund reporting focuses on net assets and changes in net assets. The fiduciary fund category is split into four classifications: pension trust funds, investment trust funds, private-purpose trust funds and agency funds. Trust funds are used to account for assets held by the District under a trust agreement for individuals, private organizations, or other governments and are therefore not available to support the District's own programs. The District maintains one private-purpose trust fund to account for scholarship programs for students. Agency funds are custodial in nature (assets equal liabilities) and do not involve measurement of results of operations. The District maintains one agency fund to account for student activities.

C. Basis of Presentation and Measurement Focus

Government-wide Financial Statements - The statement of net assets and the statement of activities display information about the District as a whole. These statements include the financial activities of the primary government, except for fiduciary funds.

The government-wide statement of activities presents a comparison between direct expenses and program revenues for each function or program of the governmental activities of the District. Direct expenses are those that are specifically associated with a service, program or department and therefore clearly identifiable to a particular function. Program revenues include amounts paid by the recipient of goods or services offered by the program and grants and contributions that are restricted to meeting the operational or capital requirements of a particular program. Revenues not classified as program revenues are presented as general revenues of the District.

The government-wide financial statements are prepared using the economic resources measurement focus. All assets and all liabilities associated with the operation of the District are included on the statement of net assets.

Fund Financial Statements - Fund financial statements report detailed information about the District. The focus of governmental fund financial statements is on major funds rather than reporting funds by type. Each major fund is presented in a separate column, and all nonmajor funds are aggregated into one column. Fiduciary funds are reported by fund type.

All governmental funds are accounted for using a flow of current financial resources measurement focus. With this measurement focus, only current assets and current liabilities generally are included on the balance sheet. The statement of revenues, expenditures and changes in fund balances reports on the sources (i.e., revenues and other financing sources) and uses (i.e., expenditures and other financing uses) of current financial resources. This approach differs from the manner in which the governmental activities of the government-wide financial statements are prepared. Governmental fund financial statements therefore include a reconciliation with brief explanations to better identify the relationship between the government-wide statements and the statements for governmental funds.

The private-purpose trust fund is reported using the economic resources measurement focus. Agency funds do not report a measurement focus as they do not report operations.

**HURON CITY SCHOOL DISTRICT
ERIE COUNTY, OHIO**

NOTES TO THE BASIC FINANCIAL STATEMENTS
FOR THE FISCAL YEAR ENDED JUNE 30, 2011

NOTE 2 - SUMMARY OF SIGNIFICANT ACCOUNTING POLICIES - (Continued)

D. Basis of Accounting

Basis of accounting determines when transactions are recorded in the financial records and reported on the financial statements. Government-wide financial statements are prepared using the accrual basis of accounting. Governmental funds use the modified accrual basis of accounting. Fiduciary funds also use the accrual basis of accounting.

Revenues - Exchange and Nonexchange Transactions - Revenue resulting from exchange transactions, in which each party gives and receives essentially equal value, is recorded on the accrual basis when the exchange takes place. On a modified accrual basis, revenue is recorded in the fiscal year in which the resources are measurable and become available. Available means that the resources will be collected within the current fiscal year or are expected to be collected soon enough thereafter to be used to pay liabilities of the current fiscal year. For the District, available means expected to be received within sixty days of fiscal year end.

Nonexchange transactions, in which the District receives value without directly giving equal value in return, include property taxes, grants, entitlements and donations. On an accrual basis, revenue from property taxes is recognized in the fiscal year for which the taxes are levied (See Note 6).

Revenue from grants, entitlements and donations is recognized in the fiscal year in which all eligibility requirements have been satisfied. Eligibility requirements include timing requirements, which specify the year when the resources are required to be used or the fiscal year when use is first permitted, matching requirements, in which the District must provide local resources to be used for a specified purpose, and expenditure requirements, in which the resources are provided to the District on a reimbursement basis. On a modified accrual basis, revenue from nonexchange transactions must also be available before it can be recognized.

Under the modified accrual basis, the following revenue sources are considered to be both measurable and available at fiscal year end: property taxes available as an advance, interest, tuition, grants, student fees and rentals.

Unearned Revenue and Deferred Revenue - Unearned revenue and deferred revenue arise when assets are recognized before revenue recognition criteria have been satisfied.

Property taxes for which there is an enforceable legal claim as of June 30, 2011, but which were levied to finance fiscal year 2012 operations, and other revenues received in advance of the fiscal year for which they are intended to finance, have been recorded as unearned revenue. Grants and entitlements received before the eligibility requirements are met and delinquent property taxes due at June 30, 2011 are recorded as deferred revenue in the governmental funds.

On governmental fund financial statements, receivables that will not be collected within the available period have been reported as deferred revenue.

Expenses/Expenditures - On the accrual basis of accounting, expenses are recognized at the time they are incurred. On the modified accrual basis of accounting, the fair value of donated commodities received during the year is reported in the statement of revenues, expenditures and changes in fund balances as an expenditure with a like amount reported as intergovernmental revenue.

**HURON CITY SCHOOL DISTRICT
ERIE COUNTY, OHIO**

NOTES TO THE BASIC FINANCIAL STATEMENTS
FOR THE FISCAL YEAR ENDED JUNE 30, 2011

NOTE 2 - SUMMARY OF SIGNIFICANT ACCOUNTING POLICIES - (Continued)

The measurement focus of governmental fund accounting is on decreases in net financial resources (expenditures) rather than expenses. Expenditures are generally recognized in the accounting period in which the related fund liability is incurred, if measurable. Allocations of cost, such as depreciation and amortization, are not recognized in governmental funds.

E. Budgets

The District is required by State statute to adopt an annual appropriated cash basis budget for all funds, except agency funds. The specific timetable is as follows:

1. Prior to January 15, the Superintendent and Treasurer submit to the Board of Education a proposed operating budget for the fiscal year commencing the following July 1. The budget includes proposed expenditures and the means of financing for all funds. Public hearings are publicized and conducted to obtain taxpayers' comments. The purpose of this budget document is to reflect the need for existing (or increased) tax rates.
2. By no later than January 20, the Board-adopted budget is filed with the Erie County Budget Commission for tax rate determination.
3. Prior to April 1, the Board of Education accepts, by formal resolution, the tax rates as determined by the Budget Commission and receives the Commission's certificate of estimated resources which states the projected revenue of each fund. Prior to July 1, the District must revise its budget so that total contemplated expenditures from any fund during the ensuing year will not exceed the amount stated in the certificate of estimated resources. The revised budget then serves as a basis for the appropriation measure. On or about July 1, the certificate is amended to include any unencumbered balances from the preceding year as reported by the District Treasurer. The certificate may be further amended during the year if projected increases or decreases in revenue are identified by the District Treasurer. The amounts reported in the budgetary statement reflect the amounts set forth in the original and final amended certificates issued for fiscal year 2011.
4. By July 1, the annual appropriation resolution is legally enacted by the Board of Education at the fund level of expenditures, which is the legal level of budgetary control. State statute permits a temporary appropriation to be effective until no later than October 1 of each year. Although the legal level of budgetary control was established at the fund level of expenditures, the District has elected to present budgetary statement comparisons at the fund and function level of expenditures. Resolution appropriations by fund must be within the estimated resources as certified by the County Budget Commission and the total of expenditures may not exceed the appropriation total.
5. Any revisions that alter the total of any fund appropriation must be approved by the Board of Education.
6. Formal budgetary integration is employed as a management control device during the year for all funds consistent with the general obligation bond indenture and other statutory provisions. All funds completed the year within the amount of their legally authorized cash basis appropriation.

**HURON CITY SCHOOL DISTRICT
ERIE COUNTY, OHIO**

NOTES TO THE BASIC FINANCIAL STATEMENTS
FOR THE FISCAL YEAR ENDED JUNE 30, 2011

NOTE 2 - SUMMARY OF SIGNIFICANT ACCOUNTING POLICIES - (Continued)

7. Appropriation amounts are as originally adopted, or as amended by the Board of Education through the year by supplemental appropriations which either reallocated or increased the original appropriated amounts. All supplemental appropriations were legally enacted by the Board during fiscal year 2011. All amounts reported in the budgetary statement reflect the original appropriations and the final appropriations, including all modifications legally enacted by the Board.
8. Unencumbered appropriations lapse at year end. Encumbered appropriations are carried forward to the succeeding fiscal year and need not be reappropriated. Expenditures may not legally exceed budgeted appropriations at the fund level.

F. Cash and Investments

To improve cash management, cash received by the District is pooled in a central bank account. Monies for all funds are maintained in this pool. Individual fund integrity is maintained through the District's records. Each fund's interest in the pool is presented as "equity in pooled cash and cash equivalents" on the basic financial statements.

During fiscal year 2011, investments were limited to investments in the State Treasury Asset Reserve of Ohio (STAR Ohio) and non-negotiable certificates of deposit. Investments in STAR Ohio are reported at fair value, which is based on quoted market prices. Nonparticipating investment contracts, such as non-negotiable certificates of deposit, are reported at cost.

STAR Ohio is an investment pool managed by the State Treasurer's Office, which allows governments within the state to pool their funds for investment purposes. STAR Ohio is not registered with the SEC as an investment company, but does operate in a manner consistent with Rule 2a7 of the Investment Company Act of 1940. Investments in STAR Ohio are valued at STAR Ohio's shares price which is the price the investment could be sold for on June 30, 2011.

Under existing Ohio statutes all investment earnings are assigned to the general fund unless statutorily required to be credited to a specific fund or the Board of Education has, by resolution, specified the funds to receive an allocation of interest earnings. Interest revenue credited to the general fund during fiscal year 2011 amounted to \$41,782, which includes \$6,731 assigned from other District funds.

For presentation on the basic financial statements, investments of the cash management pool and investments with original maturities of three months or less at the time they are purchased by the District are considered to be cash equivalents. Investments with an initial maturity of more than three months are reported as investments.

An analysis of the District's investment account at fiscal year end is provided in Note 4.

G. Inventory

On government-wide and fund financial statements, purchased inventories are presented at the lower of cost or market value and donated commodities are reported at the entitlement value. Inventories are recorded on a first-in, first-out basis and are expensed when used. Inventories are accounted for using the consumption method. Inventory consists of expendable supplies held for consumption, donated food and purchased food.

**HURON CITY SCHOOL DISTRICT
ERIE COUNTY, OHIO**

NOTES TO THE BASIC FINANCIAL STATEMENTS
FOR THE FISCAL YEAR ENDED JUNE 30, 2011

NOTE 2 - SUMMARY OF SIGNIFICANT ACCOUNTING POLICIES - (Continued)

H. Capital Assets

General capital assets generally result from expenditures in the governmental funds. These assets are reported in the governmental activities column of the government-wide statement of net assets, but are not reported in the fund financial statements.

All capital assets are capitalized at cost (or estimated historical cost) and updated for additions and retirements during the year. Donated capital assets are recorded at their fair market values as of the date received. The District’s capitalization threshold is \$5,000. Improvements are capitalized; the costs of normal maintenance and repairs that do not add to the value of the asset or materially extend an asset’s life are not. The District does not possess infrastructure.

All reported capital assets except land are depreciated. Improvements are depreciated over the remaining useful lives of the related capital assets. Depreciation is computed using the straight-line method over the following useful lives:

<u>Description</u>	<u>Governmental Activities Estimated Lives</u>
Land improvements	20 years
Buildings and improvements	20 - 50 years
Furniture and equipment	5 - 20 years
Vehicles	8 years

I. Compensated Absences

In accordance with the provisions of GASB Statement No. 16, “Accounting for Compensated Absences”, a liability for vacation leave is accrued if a) the employees’ rights to payment are attributable to services already rendered; and b) it is probable that the employer will compensate the employees for the benefits through paid time off or other means, such as cash payment at termination or retirement. A liability for sick leave is accrued using the vesting method; i.e., the liability is based on the sick leave accumulated at June 30, 2011, by those employees who are currently eligible to receive termination (severance) payments, as well as those employees expected to become eligible in the future. For purposes of establishing a liability for sick leave on employees expected to become eligible to retire in the future, all employees age 50 or greater with at least 10 years of service or employees with 20 years of service regardless of their age were considered expected to become eligible to retire in accordance with GASB Statement No. 16.

The total liability for vacation and sick leave payments has been calculated using pay rates in effect at June 30, 2011 and reduced to the maximum payment allowed by labor contract and/or statute, plus any applicable additional salary related payments.

The entire compensated absence liability is reported on the government-wide financial statements.

**HURON CITY SCHOOL DISTRICT
ERIE COUNTY, OHIO**

NOTES TO THE BASIC FINANCIAL STATEMENTS
FOR THE FISCAL YEAR ENDED JUNE 30, 2011

NOTE 2 - SUMMARY OF SIGNIFICANT ACCOUNTING POLICIES - (Continued)

For governmental fund financial statements, the current portion of unpaid compensated absences is the amount expected to be paid using expendable available resources. These amounts are recorded in the account "compensated absences payable" in the fund from which the employees who have accumulated unpaid leave are paid. The noncurrent portion of the liability is not reported.

J. Accrued Liabilities and Long-Term Obligations

All payables, accrued liabilities and long-term obligations are reported in the government-wide financial statements. In general, governmental fund payables and accrued liabilities that, once incurred, are paid in a timely manner and in full from current financial resources, are reported as obligations of the funds. However, compensated absences that will be paid from governmental funds are reported as a liability in the fund financial statements only to the extent that they are due for payment during the current year.

K. Unamortized Bond Issuance Cost/Bond Premium and Discount/Accounting Gain or Loss

On government-wide financial statements, issuance costs are deferred and amortized over the term of the bonds using the straight-line method. Unamortized bond issuance costs are recorded as a separate line item on the statement of net assets.

Bond premiums are deferred and amortized over the term of the bonds using the straight line method, which approximates the effective interest method. Bond premiums are presented as an addition to the face amount of the bonds.

For bond refundings resulting in the defeasance of debt reported in the government-wide financial statements, the difference between the reacquisition price and the net carrying amount of the old debt is deferred and amortized as a component of interest expense. This accounting gain or loss is amortized over the remaining life of the old debt or the life of the new debt, whichever is shorter, and is presented as an addition to or reduction of the face amount of the new debt.

On the governmental fund financial statements, bond issuance costs and bond premiums are recognized in the current period. A reconciliation between the bonds face value and the amount reported on the statement of net assets is presented in Note 10.D.

L. Interfund Balances

On fund financial statements, receivables and payables resulting from short-term interfund loans are classified as "interfund loans receivables/payables." These amounts are eliminated in the governmental activities column on the statement of net assets. Receivables and payables resulting from loans from governmental funds to the agency fund are classified as "loans receivable/payable".

**HURON CITY SCHOOL DISTRICT
ERIE COUNTY, OHIO**

NOTES TO THE BASIC FINANCIAL STATEMENTS
FOR THE FISCAL YEAR ENDED JUNE 30, 2011

NOTE 2 - SUMMARY OF SIGNIFICANT ACCOUNTING POLICIES - (Continued)

M. Fund Balance

Fund balance is divided into five classifications based primarily on the extent to which the District is bound to observe constraints imposed upon the use of the resources in the governmental funds. The classifications are as follows:

Nonspendable - The nonspendable fund balance classification includes amounts that cannot be spent because they are not in spendable form or legally required to be maintained intact. The “not in spendable form” criterion includes items that are not expected to be converted to cash. It also includes the long-term amount of loans receivable.

Restricted - Fund balance is reported as restricted when constraints are placed on the use of resources that are either externally imposed by creditors (such as through debt covenants), grantors, contributors, or laws or regulations of other governments, or imposed by law through constitutional provisions or enabling legislation.

Committed - The committed fund balance classification includes amounts that can be used only for the specific purposes imposed by a formal action (resolution) of the District Board of Education (the highest level of decision making authority). Those committed amounts cannot be used for any other purpose unless the District Board of Education removes or changes the specified use by taking the same type of action (resolution) it employed to previously commit those amounts. Committed fund balance also incorporates contractual obligations to the extent that existing resources in the fund have been specifically committed for use in satisfying those contractual requirements.

Assigned - Amounts in the assigned fund balance classification are intended to be used by the District for specific purposes but do not meet the criteria to be classified as restricted nor committed. In governmental funds other than the general fund, assigned fund balance represents the remaining amount that is not restricted or committed. In the general fund, assigned amounts represent intended uses established by policies of the District Board of Education, which includes giving the Treasurer the authority to constrain monies for intended purposes.

Unassigned - Unassigned fund balance is the residual classification for the general fund and includes all spendable amounts not contained in the other classifications. In other governmental funds, the unassigned classification is only used to report a deficit fund balance resulting from overspending for specific purposes for which amounts had been restricted, committed, or assigned.

The District applies restricted resources first when expenditures are incurred for purposes for which restricted and unrestricted (committed, assigned, and unassigned) fund balance is available. Similarly, within unrestricted fund balance, committed amounts are reduced first followed by assigned, and then unassigned amounts when expenditures are incurred for purposes for which amounts in any of the unrestricted fund balance classifications could be used.

**HURON CITY SCHOOL DISTRICT
ERIE COUNTY, OHIO**

NOTES TO THE BASIC FINANCIAL STATEMENTS
FOR THE FISCAL YEAR ENDED JUNE 30, 2011

NOTE 2 - SUMMARY OF SIGNIFICANT ACCOUNTING POLICIES - (Continued)

N. Net Assets

Net assets represent the difference between assets and liabilities. Net assets invested in capital assets, net of related debt consist of capital assets, net of accumulated depreciation, reduced by the outstanding balances of any borrowings used for the acquisition, construction or improvement of those assets. Net assets are reported as restricted when there are limitations imposed on their use either through the enabling legislation or through external restrictions imposed by creditors, grantors or laws or regulations of other governments. The amount restricted for other purposes includes amounts restricted by State statute for school bus purchases.

The District applies restricted resources first when an expense is incurred for purposes for which both restricted and unrestricted net assets are available.

O. Estimates

The preparation of the basic financial statements in conformity with GAAP requires management to make estimates and assumptions that affect the amounts reported in the basic financial statements and accompanying notes. Actual results may differ from those estimates.

P. Restricted Assets

Assets are reported as restricted assets when limitations on their use change the normal understanding of the availability of the asset. Such constraints are either imposed by creditors, contributors, grantors, or laws of other governments or imposed by enabling legislation. Restricted assets include the amount required by State statute. See Note 16 for details.

Q. Interfund Activity

Exchange transactions between funds are reported as revenues in the seller funds and as expenditures/expenses in the purchaser funds. Flows of cash or goods from one fund to another without a requirement for repayment are reported as interfund transfers. Interfund transfers are reported as other financing sources/uses in governmental funds. Repayments from funds responsible for particular expenditures/expenses to the funds that initially paid for them are not presented on the basic financial statements. Transfers between governmental funds are eliminated for reporting on the government-wide financial statements.

R. Nonpublic Schools

Within the District boundaries, certain parochial schools are operated through the Toledo Catholic Diocese. These schools provide instruction for grades K-8. Current State legislation provides funding to these parochial schools. These monies are received and disbursed on behalf of the parochial schools by the Treasurer of the District, as directed by the parochial school. The receipt and expenditure of these State monies by the District are reflected in a nonmajor governmental fund for financial reporting purposes.

**HURON CITY SCHOOL DISTRICT
ERIE COUNTY, OHIO**

NOTES TO THE BASIC FINANCIAL STATEMENTS
FOR THE FISCAL YEAR ENDED JUNE 30, 2011

NOTE 2 - SUMMARY OF SIGNIFICANT ACCOUNTING POLICIES - (Continued)

S. Intergovernmental Pass-Through Payments

The District reports expenditures for intergovernmental pass through payments in its nonmajor governmental funds for operating tax levy receipts collected on-behalf of the Huron Public Library (the "Library"). The District collects all tax receipts and remits to the Library the operating levy receipts collected. The payment to the Library is reported as an intergovernmental pass through expenditure in the nonmajor governmental funds.

T. Extraordinary and Special Items

Extraordinary items are transactions or events that are both unusual in nature and infrequent in occurrence. Special items are transactions or events that are within the control of the Board of Education and that are either unusual in nature or infrequent in occurrence. Neither type of transaction occurred during fiscal year 2011.

NOTE 3 - ACCOUNTABILITY AND COMPLIANCE

A. Change in Accounting Principles

For fiscal year 2011, the District has implemented GASB Statement No. 54, "Fund Balance Reporting and Governmental Fund Type Definitions", and GASB Statement No. 59, "Financial Instruments Omnibus".

GASB Statement No. 54 establishes fund balance classifications that comprise a hierarchy based primarily on the extent to which a government is bound to observe constraints imposed upon the use of the resources reported in governmental funds. GASB Statement No. 54 also clarifies the definitions of governmental fund types.

GASB Statement No. 59 updates and improves guidance for financial reporting and disclosure requirements of certain financial instruments and external investment pools. The implementation of GASB Statement No. 59 did not have an effect on the financial statements of the District.

**HURON CITY SCHOOL DISTRICT
ERIE COUNTY, OHIO**

NOTES TO THE BASIC FINANCIAL STATEMENTS
FOR THE FISCAL YEAR ENDED JUNE 30, 2011

NOTE 3 - ACCOUNTABILITY AND COMPLIANCE - (Continued)

B. Fund Reclassifications

Fund reclassifications are required in order to report funds in accordance with GASB Statement No 54. These fund reclassifications had the following effect on the District's governmental fund balances as previously reported:

	<u>General</u>	<u>Permanent Improvement</u>	<u>Nonmajor Governmental</u>	<u>Total Governmental</u>
Fund balance as previously reported	\$ 6,938,331	\$ 1,534,494	\$ 675,933	\$ 9,148,758
Fund reclassifications:				
Public school support fund	24,812	-	(24,812)	-
Special trust fund	<u>79,155</u>	<u>-</u>	<u>(79,155)</u>	<u>-</u>
Total fund reclassifications	<u>103,967</u>	<u>-</u>	<u>(103,967)</u>	<u>-</u>
Restated fund balance at July 1, 2010	<u>\$ 7,042,298</u>	<u>\$ 1,534,494</u>	<u>\$ 571,966</u>	<u>\$ 9,148,758</u>

The fund reclassifications did not have an effect on net assets as previously reported.

C. Deficit Fund Balances

Fund balances at June 30, 2011 included the following individual fund deficits:

<u>Nonmajor Funds</u>	<u>Deficit</u>
Food Service	\$ 34,217
Management Information systems	1,997
Education Jobs	5,961
Title I	8,338

The general fund is liable for any deficits in these funds and provides transfers when cash is required, not when accruals occur. The deficit fund balances resulted from adjustments for accrued liabilities.

NOTE 4 - DEPOSITS AND INVESTMENTS

State statutes classify monies held by the District into three categories.

Active deposits are public deposits necessary to meet current demands on the treasury. Such monies must be maintained either as cash in the District treasury, in commercial accounts payable or withdrawable on demand, including negotiable order of withdrawal (NOW) accounts, or in money market deposit accounts.

**HURON CITY SCHOOL DISTRICT
ERIE COUNTY, OHIO**

NOTES TO THE BASIC FINANCIAL STATEMENTS
FOR THE FISCAL YEAR ENDED JUNE 30, 2011

NOTE 4 - DEPOSITS AND INVESTMENTS - (Continued)

Inactive deposits are public deposits that the Board of Education has identified as not required for use within the current five year period of designation of depositories. Inactive deposits must either be evidenced by certificates of deposit maturing not later than the end of the current period of designation of depositories, or by savings or deposit accounts including, but not limited to, passbook accounts.

Interim deposits are deposits of interim monies. Interim monies are those monies which are not needed for immediate use, but which will be needed before the end of the current period of designation of depositories. Interim deposits must be evidenced by time certificates of deposit maturing not more than one year from the date of deposit or by savings or deposit accounts including passbook accounts.

Interim monies may be deposited or invested in the following securities:

1. United States Treasury Notes, Bills, Bonds, or any other obligation or security issued by the United States Treasury or any other obligation guaranteed as to principal and interest by the United States;
2. Bonds, notes, debentures, or any other obligations or securities issued by any federal government agency or instrumentality, including, but not limited to, the Federal National Mortgage Association, Federal Home Loan Bank, Federal Farm Credit Bank, Federal Home Loan Mortgage Corporation, Government National Mortgage Association, and Student Loan Marketing Association. All federal agency securities shall be direct issuances of federal government agencies or instrumentalities;
3. Written repurchase agreements in the securities listed above provided that the market value of the securities subject to the repurchase agreement must exceed the principal value of the agreement by at least two percent and be marked to market daily, and that the term of the agreement must not exceed thirty days;
4. Bonds and other obligations of the State of Ohio;
5. No-load money market mutual funds consisting exclusively of obligations described in items (1) and (2) above and repurchase agreements secured by such obligations, provided that investments in securities described in this division are made only through eligible institutions;
6. The State Treasurer's investment pool (STAR Ohio);
7. Certain banker's acceptance and commercial paper notes for a period not to exceed one hundred eighty days from the purchase date in an amount not to exceed twenty-five percent of the interim monies available for investment at any one time; and,
8. Under limited circumstances, corporate debt interests rated in either of the two highest classifications by at least two nationally recognized rating agencies.

Protection of the District's deposits is provided by the Federal Deposit Insurance Corporation (FDIC), by eligible securities pledged by the financial institution as security for repayment, by surety company bonds deposited with the Treasurer by the financial institution or by a single collateral pool established by the financial institution to secure the repayment of all public monies deposited with the institution.

**HURON CITY SCHOOL DISTRICT
ERIE COUNTY, OHIO**

NOTES TO THE BASIC FINANCIAL STATEMENTS
FOR THE FISCAL YEAR ENDED JUNE 30, 2011

NOTE 4 - DEPOSITS AND INVESTMENTS - (Continued)

Investments in stripped principal or interest obligations, reverse repurchase agreements and derivatives are prohibited. The issuance of taxable notes for the purpose of arbitrage, the use of leverage and short selling are also prohibited. An investment must mature within five years from the date of purchase unless matched to a specific obligation or debt of the District, and must be purchased with the expectation that it will be held to maturity. Investments may only be made through specified dealers and institutions. Payment for investments may be made only upon delivery of the securities representing the investments to the Treasurer or, if the securities are not represented by a certificate, upon receipt of confirmation of transfer from the custodian.

A. Cash on Hand

At fiscal year end, the District had \$25 in undeposited cash on hand which is included on the financial statements of the District as part of “equity in pooled cash and cash equivalents”.

B. Cash in Segregated Accounts

At fiscal year end, \$17,028 was on deposit with Citizen’s Bank for a transfer account. This amount is included in the total amount of “Deposits with Financial Institutions”.

C. Deposits with Financial Institutions

At June 30, 2011, the carrying amount of all District deposits was \$8,542,485. Based on the criteria described in GASB Statement No. 40, “Deposits and Investment Risk Disclosures”, as of June 30, 2011, \$7,334,492 of the District’s bank balance of \$8,584,492 was exposed to custodial risk as discussed below, while \$1,250,000 was covered by the FDIC.

Custodial credit risk is the risk that, in the event of bank failure, the District’s deposits may not be returned. All deposits are collateralized with eligible securities in amounts equal to at least 105% of the carrying value of the deposits. Such collateral, as permitted by the Ohio Revised Code, is held in single financial institution collateral pools at Federal Reserve Banks, or at member banks of the federal reserve system, in the name of the respective depository bank and pledged as a pool of collateral against all of the public deposits it holds or as specific collateral held at the Federal Reserve Bank in the name of the District. The District has no deposit policy for custodial credit risk beyond the requirements of State statute. Although the securities were held by the pledging institutions’ trust department and all statutory requirements for the deposit of money had been followed, noncompliance with federal requirements could potentially subject the District to a successful claim by the FDIC.

D. Investments

As of June 30, 2011, the District had the following investments and maturities:

<u>Investment type</u>	<u>Fair Value</u>	<u>Investment Maturities 6 months or less</u>
STAR Ohio	\$ 216,650	\$ 216,650

**HURON CITY SCHOOL DISTRICT
ERIE COUNTY, OHIO**

NOTES TO THE BASIC FINANCIAL STATEMENTS
FOR THE FISCAL YEAR ENDED JUNE 30, 2011

NOTE 4 - DEPOSITS AND INVESTMENTS - (Continued)

Interest Rate Risk: As a means of limiting its exposure to fair value losses arising from rising interest rates the District's investment policy limits investment portfolio maturities to five years or less.

Credit Risk: The District's investments in STAR Ohio were assigned an AAAM money market rating by Standard & Poor's. The District's investment policy does not specifically address credit risk beyond requiring the District to only invest in securities authorized by State statute.

Custodial Credit Risk: For an investment, custodial credit risk is the risk that, in the event of the failure of the counterparty, the District will not be able to recover the value of its investment or collateral securities that are in the possession of an outside party. The District's investment policy does not specifically address custodial credit risk beyond the adherence to all relevant sections of the Ohio Revised Code.

Concentration of Credit Risk: The District places no limit on the amount that may be invested in any one issuer. The following table includes the percentage of each investment type held by the District at June 30, 2011:

<u>Investment type</u>	<u>Fair Value</u>	<u>% of Total</u>
STAR Ohio	\$ 216,650	100.00

E. Reconciliation of Cash and Investments to the Statement of Net Assets

The following is a reconciliation of cash and investments as reported in the note above to cash and investments as reported on the statement of net assets as of June 30, 2011:

<u>Cash and investments per note</u>	
Carrying amount of deposits	\$ 8,542,485
Investments	216,650
Cash on hand	<u>25</u>
Total	<u>\$ 8,759,160</u>
 <u>Cash and investments per statement of net assets</u>	
Governmental activities	\$ 8,642,453
Private-purpose trust fund	32,359
Agency funds	<u>84,348</u>
Total	<u>\$ 8,759,160</u>

**HURON CITY SCHOOL DISTRICT
ERIE COUNTY, OHIO**

NOTES TO THE BASIC FINANCIAL STATEMENTS
FOR THE FISCAL YEAR ENDED JUNE 30, 2011

NOTE 5 - INTERFUND TRANSACTIONS

- A. Interfund balances at June 30, 2011 as reported on the fund statements, consist of the following individual interfund loans receivable and payable:

<u>Receivable fund</u>	<u>Payable fund</u>	<u>Amount</u>
General fund	Nonmajor governmental funds	<u>\$ 67,270</u>

The primary purpose of the interfund balances is to cover costs in specific funds where revenues were not received by June 30. These interfund balances will be repaid once the anticipated revenues are received. All interfund balances are expected to be repaid within one year. Interfund balances between governmental funds are eliminated on the government-wide financial statements.

- B. Interfund transfers for the year ended June 30, 2011, consisted of the following, as reported on the fund financial statements:

<u>Transfers from the general fund to:</u>	<u>Amount</u>
Management information systems nonmajor governmental fund	<u>\$ 36,184</u>

Transfers are used to (1) move revenues from the fund that statute or budget requires to collect them to the fund that statute or budget requires to expend them, and (2) use unrestricted revenues collected in the general fund to finance various programs accounted for in other funds in accordance with budgetary authorizations.

All transfers were made in compliance with Ohio Revised Code Sections 5705.14, 5705.15 and 5705.16. Interfund transfers between governmental funds are eliminated for reporting in the statement of activities.

- C. Loans between governmental funds and the agency fund are reported as “loans receivable/payable” on the financial statements. The District had the following loan outstanding at fiscal year end:

<u>Loan from</u>	<u>Loan to</u>	<u>Amount</u>
General	Agency	<u>\$ 42,280</u>

The loan to the agency fund is expected to be repaid in the subsequent year as resources become available in the agency fund.

NOTE 6 - PROPERTY TAXES

Property taxes are levied and assessed on a calendar year basis while the District fiscal year runs from July through June. First half tax collections are received by the District in the second half of the fiscal year. Second half tax distributions occur in the first half of the following fiscal year.

**HURON CITY SCHOOL DISTRICT
ERIE COUNTY, OHIO**

NOTES TO THE BASIC FINANCIAL STATEMENTS
FOR THE FISCAL YEAR ENDED JUNE 30, 2011

NOTE 6 - PROPERTY TAXES - (Continued)

Property taxes include amounts levied against all real property, public utility property, and certain tangible personal (used in business) property located in the District. Real property tax revenues received in calendar year 2011 represent the collection of calendar year 2010 taxes. Real property taxes received in calendar year 2011 were levied after April 1, 2010, on the assessed values as of January 1, 2010, the lien date. Assessed values for real property taxes are established by State statute at 35 percent of appraised market value. Real property taxes are payable annually or semiannually. If paid annually, payment is due December 31; if paid semiannually, the first payment is due December 31, with the remainder payable by June 20. Under certain circumstances, State statute permits alternate payment dates to be established. Public utility property tax revenues received in calendar year 2011 represent the collection of calendar year 2010 taxes. Public utility real and tangible personal property taxes received in calendar year 2011 became a lien on December 31, 2009, were levied after April 1, 2010, and are collected with real property taxes. Public utility real property is assessed at 35 percent of true value; public utility tangible personal property is currently assessed at varying percentages of true value.

Tangible personal property tax revenues received in the District's fiscal year ended June 30, 2011 (other than public utility property) generally represent the collection of calendar year 2010 taxes levied against local and inter-exchange telephone companies. Tangible personal property taxes received from telephone companies in calendar year 2010 were levied after October 1, 2009 on the value as of December 31, 2009. Amounts paid by multi-county taxpayers were due September 20, 2010. Single county taxpayers could pay annually or semiannually. If paid semiannually, the first payment was due April 30, 2010, with the remainder payable by September 20, 2010.

The District receives property taxes from Erie County. The County Auditor periodically advances to the District its portion of the taxes collected. Second-half real property tax payments collected by the County by June 30, 2011, are available to finance fiscal year 2011 operations. The amount available as an advance at June 30, 2011 was \$1,651,004 in the general fund, \$60,592 in the debt service fund (a nonmajor governmental fund) and \$61,922 in the permanent improvement fund. This amount is recorded as revenue. The amount available for advance at June 30, 2010 was \$1,321,795 in the general fund, \$47,131 in the debt service fund (a nonmajor governmental fund) and \$48,757 in the permanent improvement fund. The amount of second-half real property taxes available for advance at fiscal year-end can vary based on the date the tax bills are sent.

Accrued property taxes receivable includes real property, public utility property and delinquent tangible personal property taxes which are measurable as of June 30, 2011 and for which there is an enforceable legal claim. Although total property tax collections for the next fiscal year are measurable, only the amount of real property taxes available as an advance at June 30 was levied to finance current fiscal year operations and is reported as revenue at fiscal year end. The portion of the receivable not levied to finance current fiscal year operations is offset by a credit to unearned revenue.

On the accrual basis of accounting, collectible delinquent property taxes have been recorded as a receivable and revenue, while on a modified accrual basis of accounting the revenue has been deferred.

**HURON CITY SCHOOL DISTRICT
ERIE COUNTY, OHIO**

NOTES TO THE BASIC FINANCIAL STATEMENTS
FOR THE FISCAL YEAR ENDED JUNE 30, 2011

NOTE 6 - PROPERTY TAXES - (Continued)

The assessed values upon which the fiscal year 2011 taxes were collected are:

	2010 Second Half Collections		2011 First Half Collections	
	<u>Amount</u>	<u>Percent</u>	<u>Amount</u>	<u>Percent</u>
Agricultural/residential and other real estate	\$ 329,674,450	98.31	\$ 332,309,450	98.40
Public utility personal	5,208,470	1.55	5,419,820	1.60
Tangible personal property	<u>445,690</u>	<u>0.14</u>	<u>-</u>	<u>-</u>
Total	<u>\$ 335,328,610</u>	<u>100.00</u>	<u>\$ 337,729,270</u>	<u>100.00</u>
Tax rate per \$1,000 of assessed valuation for:				
Operations	\$71.15		\$70.25	
Permanent improvement	3.00		3.00	
Debt service	0.90		0.90	

NOTE 7 - RECEIVABLES

Receivables at June 30, 2011 consisted of property taxes, accounts (billings for user charged services and student fees), accrued interest and intergovernmental grants and entitlements. All receivables are considered collectible in full due to the ability to foreclose for the nonpayment of taxes, the stable condition of State programs and the current year guarantee of federal funds.

A summary of the receivables reported on the statement of net assets follows:

Governmental activities:	
Property taxes	\$ 10,980,573
Accounts	1,762
Intergovernmental	166,444
Accrued interest	<u>8,900</u>
Total	<u>\$ 11,157,679</u>

Receivables have been disaggregated on the face of the basic financial statements. All receivables are expected to be collected in the subsequent year.

**HURON CITY SCHOOL DISTRICT
ERIE COUNTY, OHIO**

NOTES TO THE BASIC FINANCIAL STATEMENTS
FOR THE FISCAL YEAR ENDED JUNE 30, 2011

NOTE 8 - CAPITAL ASSETS

Capital asset activity for the fiscal year ended June 30, 2011, was as follows:

	<u>Balance</u> <u>June 30, 2010</u>	<u>Additions</u>	<u>Deductions</u>	<u>Balance</u> <u>June 30, 2011</u>
Governmental activities:				
<i>Capital assets, not being depreciated:</i>				
Land	\$ 424,412	\$ 66,079	\$ -	\$ 490,491
Total capital assets, not being depreciated	<u>424,412</u>	<u>66,079</u>	<u>-</u>	<u>490,491</u>
<i>Capital assets, being depreciated:</i>				
Land improvements	1,514,485	42,063	-	1,556,548
Buildings and improvements	9,943,197	1,118,738	-	11,061,935
Furniture and equipment	943,552	38,887	-	982,439
Vehicles	<u>1,328,014</u>	<u>-</u>	<u>(98,219)</u>	<u>1,229,795</u>
Total capital assets, being depreciated	<u>13,729,248</u>	<u>1,199,688</u>	<u>(98,219)</u>	<u>14,830,717</u>
<i>Less: accumulated depreciation:</i>				
Land improvements	(881,046)	(50,270)	-	(931,316)
Buildings and improvements	(4,123,768)	(245,919)	-	(4,369,687)
Furniture and equipment	(633,994)	(50,932)	-	(684,926)
Vehicles	<u>(979,193)</u>	<u>(65,263)</u>	<u>98,219</u>	<u>(946,237)</u>
Total accumulated depreciation	<u>(6,618,001)</u>	<u>(412,384)</u>	<u>98,219</u>	<u>(6,932,166)</u>
Governmental activities capital assets, net	<u>\$ 7,535,659</u>	<u>\$ 853,383</u>	<u>\$ -</u>	<u>\$ 8,389,042</u>

Depreciation expense was charged to governmental functions as follows:

<u>Instruction:</u>	
Regular	\$ 155,344
Special	44,431
<u>Support services:</u>	
Pupil	3,560
Instructional staff	6,834
Administration	24,952
Fiscal	3,639
Operations and maintenance	21,248
Pupil transportation	93,159
Food service operations	28,679
Extracurricular activities	<u>30,538</u>
Total depreciation expense	<u>\$ 412,384</u>

**HURON CITY SCHOOL DISTRICT
ERIE COUNTY, OHIO**

NOTES TO THE BASIC FINANCIAL STATEMENTS
FOR THE FISCAL YEAR ENDED JUNE 30, 2011

NOTE 9 - LEASE-PURCHASE AGREEMENT

During prior fiscal years, the District entered into four lease-purchase agreements with All Points Public Funding, LLC. These leases meet the criteria of a lease-purchase as defined by FASB Statement No. 13, "Accounting for Leases", which defines a lease-purchase generally as one which transfers benefits and risks of ownership to the lessee. The lease entered into during fiscal year 2007 was used to defease the District's lease held by All Points Public Funding, LLC for a new elementary school addition and the lease held by the Huron Athletic Booster, Inc. for stadium renovations. In addition, a portion of the lease was used to purchase computer equipment and a telephone system. The lease entered into during fiscal year 2008 was used to purchase new science labs, equipment and computers. The leases entered into during fiscal year 2010 were used to purchase buses and miscellaneous improvements to school buildings. Capital assets acquired by lease purchases have been capitalized in the amount of \$5,017,918. The fiscal year 2010 lease to purchase miscellaneous improvements to school buildings had unspent proceeds of \$291,661 at June 30, 2011. Accumulated depreciation as of June 30, 2011 was \$1,613,219, leaving a current book value of \$3,404,699. Lease-purchase payments for the agreement entered into in 2007 have been reflected as debt service expenditures in the permanent improvement fund (a nonmajor governmental fund). Lease-purchase payments for the agreement entered into in 2008 have been reflected as debt service expenditures in the general and permanent improvement fund (a nonmajor governmental fund). Principal and interest payments in fiscal year 2011 totaled \$210,791 and \$86,943, respectively, in the general fund and \$271,427 and \$62,248, respectively in the permanent improvement fund (a nonmajor governmental fund).

The following is a schedule of the future long-term minimum lease payments required under the lease-purchase agreements and the present value of the minimum lease payments as of June 30, 2011.

Fiscal Year Ending June 30,	Total
2012	\$ 593,533
2013	533,721
2014	506,806
2015	453,212
2016	428,499
2017 - 2021	1,717,548
2022 - 2023	225,570
Total minimum lease payments	4,458,889
Less: amount representing interest	(655,721)
Present value of minimum lease payments	\$ 3,803,168

NOTE 10 - LONG-TERM OBLIGATIONS

A. Library Refunding Bonds - Series 2007

On September 20, 2007, the District issued general obligation bonds (Series 2007 Refunding Bonds) to advance refund the callable portion of the Series 1999 library improvement general obligation bonds (callable principal \$3,380,000). The issuance proceeds of \$3,379,997 were used to purchase securities which were placed in an irrevocable trust to provide resources for all future debt service payments on the refunded debt. This refunded debt is considered defeased (in-substance) and accordingly, has been removed from the statement of net assets.

**HURON CITY SCHOOL DISTRICT
ERIE COUNTY, OHIO**

NOTES TO THE BASIC FINANCIAL STATEMENTS
FOR THE FISCAL YEAR ENDED JUNE 30, 2011

NOTE 10 - LONG-TERM OBLIGATIONS - (Continued)

The refunding issue is comprised of both current interest bonds, par value \$3,180,000 and capital appreciation bonds, par value \$199,997. The capital appreciation bonds mature December 1, 2014, December 1, 2015 and December 1, 2016 (stated interest rate 15.78%) at a redemption price equal to 100% of the principal, plus accrued interest to the redemption date. The accreted value at maturity for the capital appreciation bonds is \$660,000. Total accreted interest of \$143,785 has been included in the statement of net assets at June 30, 2011.

The following is a schedule of activity for the Series 2007 library refunding bonds:

	Balance			Balance		
	June 30, 2010	Additions	Reductions	June 30, 2011	Amounts Due in One Year	
Series 2007, library refunding current interest bonds - 4.0% 12/01/25 maturity	\$ 3,115,000	\$ -	\$ (185,000)	\$ 2,930,000	\$ 195,000	
Series 2007, library refunding capital appreciation bonds 15.78% (stated interest), 12/1/14, 12/1/15 and 12/1/16 maturity	199,997	-	-	199,997	-	
Series 2007, library refunding capital appreciation bonds accreted interest	<u>96,928</u>	<u>46,857</u>	<u>-</u>	<u>143,785</u>	<u>-</u>	
Total	<u>\$ 3,411,925</u>	<u>\$ 46,857</u>	<u>\$ (185,000)</u>	<u>\$ 3,273,782</u>	<u>\$ 195,000</u>	

The reacquisition price exceeded the net carrying amount of the old debt by \$164,630. This amount is being netted against the new debt and amortized over the remaining life of the refunded debt, which is equal to the life of the new debt issued.

The following is a summary of the future debt service requirements to maturity for the Series 2007 library refunding bonds:

Fiscal Year Ending June 30,	Current Interest Bonds			Capital Appreciation Bonds		
	Library Refunding Bonds (Series 2007)			Library Refunding Bonds (Series 2007)		
	Principal	Interest	Total	Principal	Interest	Total
2012	\$ 195,000	\$ 113,300	\$ 308,300	\$ -	\$ -	\$ -
2013	205,000	105,300	310,300	-	-	-
2014	210,000	97,000	307,000	-	-	-
2015	-	92,800	92,800	76,637	143,363	220,000
2016	-	92,800	92,800	66,191	153,809	220,000
2017 - 2021	935,000	391,100	1,326,100	57,169	162,831	220,000
2022 - 2026	<u>1,385,000</u>	<u>143,100</u>	<u>1,528,100</u>	<u>-</u>	<u>-</u>	<u>-</u>
Total	<u>\$ 2,930,000</u>	<u>\$ 1,035,400</u>	<u>\$ 3,965,400</u>	<u>\$ 199,997</u>	<u>\$ 460,003</u>	<u>\$ 660,000</u>

**HURON CITY SCHOOL DISTRICT
ERIE COUNTY, OHIO**

NOTES TO THE BASIC FINANCIAL STATEMENTS
FOR THE FISCAL YEAR ENDED JUNE 30, 2011

NOTE 10 - LONG-TERM OBLIGATIONS - (Continued)

C. H.B. 264 Bonds - Series 2008

On September 18, 2008, the District issued general obligation bonds in the amount of \$1,595,000 for the House Bill (H.B.) 264 School Energy Conservation Financing Program. Proceeds of the bonds were used to make energy efficiency improvements to the District's buildings and use the cost savings to pay for those improvements. Interest payments on the bonds are due June 1 and December 1 of each year. The final maturity stated on the bonds is December 1, 2023.

The following is a summary of the District's future annual debt service requirements to maturity for H.B. 264 Bonds - Series 2008:

Fiscal Year Ending June 30,	Principal	Interest	Total
2012	\$ 85,000	\$ 59,707	\$ 144,707
2013	90,000	56,945	146,945
2014	95,000	54,020	149,020
2015	95,000	50,933	145,933
2016	100,000	47,085	147,085
2017 - 2021	570,000	170,195	740,195
2022 - 2024	405,000	37,720	442,720
Total	<u>\$ 1,440,000</u>	<u>\$ 476,605</u>	<u>\$ 1,916,605</u>

D. During the fiscal year 2011, the following changes occurred in governmental activities long-term obligations:

	Balance June 30, 2010	Additions	Reductions	Balance June 30, 2011	Amounts Due in One Year
Governmental activities:					
General obligation bonds - Series 2007	\$ 3,411,925	\$ 46,857	\$ (185,000)	\$ 3,273,782	\$ 195,000
H.B. 264 Bonds - Series 2008	1,525,000	-	(85,000)	1,440,000	85,000
Lease-purchase agreements	4,285,386	-	(482,218)	3,803,168	463,032
Compensated absences	1,001,099	168,108	(314,561)	854,646	258,205
Total long-term obligations, governmental activities	<u>\$ 10,223,410</u>	<u>\$ 214,965</u>	<u>\$ (1,066,779)</u>	9,371,596	<u>\$ 1,001,237</u>
			Less: Deferred charge on refunding	(134,028)	
			Add: Unamortized premium	278,261	
				<u>\$ 9,515,829</u>	

See Note 9 for detail on the District's lease-purchase agreements.

Compensated absences will be paid from the fund from which the employee is paid primarily the general fund and food service fund (a nonmajor governmental fund).

**HURON CITY SCHOOL DISTRICT
ERIE COUNTY, OHIO**

NOTES TO THE BASIC FINANCIAL STATEMENTS
FOR THE FISCAL YEAR ENDED JUNE 30, 2011

NOTE 10 - LONG-TERM OBLIGATIONS - (Continued)

E. Legal Debt Margin

The Ohio Revised Code provides that voted net general obligation debt of the District shall never exceed 9% of the total assessed valuation of the District. The code further provides that unvoted indebtedness shall not exceed 1/10 of 1% of the property valuation of the District. The code additionally states that unvoted indebtedness related to energy conservation debt shall not exceed 9/10 of 1% of the property valuation of the District. The assessed valuation used in determining the District's legal debt margin has been modified by House Bill 530 which became effective March 30, 2006. In accordance with House Bill 530, the assessed valuation used in the District's legal debt margin calculation excluded tangible personal property used in business, telephone or telegraph property, interexchange telecommunications company property, and personal property owned or leased by a railroad company and used in railroad operations. The effects of these debt limitations at June 30, 2011, are a voted debt margin of \$26,269,408 (including available funds of \$443,771) and an unvoted debt margin of \$337,729.

NOTE 11 - RISK MANAGEMENT

A. Comprehensive

The District is exposed to various risks of loss related to torts; theft of, damage to, and destruction of assets; errors and omissions; injuries to employees; and natural disasters. The District maintains comprehensive insurance coverage with private carriers for real property, building contents and vehicles. Vehicle policies include liability coverage for bodily injury and property damage. Real property and contents are fully insured. Settled claims resulting from these risks have not exceeded commercial insurance coverage in any of the past three fiscal years. In fiscal year 2011, the District added a rider to its policies to cover the District in the event of a violent action. The District also carries an umbrella policy for additional liability protection. All other coverages remained the same or increased to reflect increases in property value.

B. Health Benefits

The District provides employee health care benefits through membership in the Huron-Erie School Employees Insurance Association (the "Association"), a public entity risk management pool. Monthly payments are made to the Association for health, dental and vision insurance coverage. The pool agreement provides that the Association will be self-sustaining through member premiums, and the Association will purchase stop-loss insurance policies from commercial insurance carriers to cover any yearly claims in excess of 120% of the prior year's aggregate claims. Individual coverage cannot exceed \$1,000,000 in claims during their lifetime. Financial information can be obtained by writing to the North Point Educational Service Center, 2900 South Columbus Avenue, Sandusky, Ohio 44870.

Post employment health care is provided to plan participants or their beneficiaries through the respective retirement systems discussed in Note 13. As such, no funding provisions are required by the District.

**HURON CITY SCHOOL DISTRICT
ERIE COUNTY, OHIO**

NOTES TO THE BASIC FINANCIAL STATEMENTS
FOR THE FISCAL YEAR ENDED JUNE 30, 2011

NOTE 11 - RISK MANAGEMENT - (Continued)

C. Workers' Compensation

For fiscal year 2011, the District participated in the Ohio Association of School Business Officials (OASBO) Workers' Compensation Group Rating Program (GRP), an insurance purchasing pool. The intent of the GRP is to achieve the benefit of a reduced premium for the District by virtue of its grouping and representation with other participants in the GRP. The workers' compensation experience of the participating school districts is calculated as one experience and a common premium rate is applied to all school districts in the GRP. Each participant pays its workers' compensation premium to the state based on the rate for the GRP rather than its individual rate. Total savings are then calculated and each participant's individual performance is compared to the overall savings of the GRP. Participation in the GRP is limited to school districts that can meet the GRP's selection criteria. The firm of Sheakley Uniservice Inc. provides administrative, cost control and actuarial services to the GRP.

D. Unemployment Compensation

For fiscal year 2011, the District maintained a self-insurance program for Unemployment Compensation. The firm of Sheakley Uniservice Inc. provides administrative, cost control and actuarial services to the GRP. Claims for the year were less than \$2,000.

NOTE 12 - PENSION PLANS

A. School Employees Retirement System

Plan Description - The District contributes to the School Employees Retirement System (SERS), a cost-sharing, multiple-employer defined benefit pension plan. SERS provides retirement, disability, survivor benefits, annual cost-of-living adjustments, and death benefits to plan members and beneficiaries. Authority to establish and amend benefits is provided by Chapter 3309 of the Ohio Revised Code. SERS issues a publicly available, stand-alone financial report that includes financial statements and required supplementary information. That report may be obtained by writing to the School Employees Retirement System, 300 East Broad Street, Suite 100, Columbus, Ohio 43215-3746. It is also posted on the SERS' Ohio website, www.ohsers.org, under "*Media/Financial Reports*".

Funding Policy - Plan members are required to contribute 10 percent of their annual covered salary and the District is required to contribute at an actuarially determined rate. The current District rate is 14 percent of annual covered payroll. A portion of the District's contribution is used to fund pension obligations with the remainder being used to fund health care benefits. For fiscal year 2011, 11.77 percent and 0.04 percent of annual covered salary was the portion used to fund pension obligations and death benefits, respectively. The contribution requirements of plan members and employers are established and may be amended by the SERS' Retirement Board up to a statutory maximum amount of 10 percent for plan members and 14 percent for employers. Chapter 3309 of the Ohio Revised Code provides statutory authority for member and employer contributions. The District's required contributions for pension obligations and death benefits to SERS for the fiscal years ended June 30, 2011, 2010 and 2009 were \$261,218, \$294,323 and \$196,622, respectively; 51.00 percent has been contributed for fiscal year 2011 and 100 percent for fiscal years 2010 and 2009.

**HURON CITY SCHOOL DISTRICT
ERIE COUNTY, OHIO**

NOTES TO THE BASIC FINANCIAL STATEMENTS
FOR THE FISCAL YEAR ENDED JUNE 30, 2011

NOTE 12 - PENSION PLANS - (Continued)

B. State Teachers Retirement System of Ohio

Plan Description - The District participates in the State Teachers Retirement System of Ohio (STRS Ohio), a cost-sharing, multiple-employer public employee retirement plan. STRS Ohio provides retirement and disability benefits to members and death and survivor benefits to beneficiaries. STRS Ohio issues a stand-alone financial report that may be obtained by writing to STRS Ohio, 275 E. Broad St., Columbus, OH 43215-3771, by calling (888) 227-7877, or by visiting the STRS Ohio website at www.strsoh.org, under "Publications".

New members have a choice of three retirement plans, a Defined Benefit (DB) Plan, a Defined Contribution (DC) Plan and a Combined Plan. The DB plan offers an annual retirement allowance based on final average salary times a percentage that varies based on years of service, or an allowance based on a member's lifetime contributions and earned interest matched by STRS Ohio funds divided by an actuarially determined annuity factor. The DC Plan allows members to place all their member contributions and employer contributions equal to 10.5 percent of earned compensation into an investment account. Investment decisions are made by the member. A member is eligible to receive a retirement benefit at age 50 and termination of employment. The member may elect to receive a lifetime monthly annuity or a lump sum withdrawal. The Combined Plan offers features of both the DC Plan and the DB Plan. In the Combined Plan, member contributions are invested by the member, and employer contributions are used to fund the defined benefit payment at a reduced level from the regular DB Plan. The DB portion of the Combined Plan payment is payable to a member on or after age 60; the DC portion of the account may be taken as a lump sum or converted to a lifetime monthly annuity at age 50. Benefits are established by Chapter 3307 of the Ohio Revised Code.

A DB or Combined Plan member with five or more years credited service who becomes disabled may qualify for a disability benefit. Eligible spouses and dependents of these active members who die before retirement may qualify for survivor benefits. Members in the DC Plan who become disabled are entitled only to their account balance. If a member of the DC Plan dies before retirement benefits begin, the member's designated beneficiary is entitled to receive the member's account balance.

Funding Policy - For fiscal year 2011, plan members were required to contribute 10 percent of their annual covered salaries. The District was required to contribute 14 percent; 13 percent was the portion used to fund pension obligations. Contribution rates are established by the State Teachers Retirement Board, upon recommendations of its consulting actuary, not to exceed statutory maximum rates of 10 percent for members and 14 percent for employers. Chapter 3307 of the Ohio Revised Code provides statutory authority for member and employer contributions.

The District's required contributions for pension obligations to STRS Ohio for the fiscal years ended June 30, 2011, 2010 and 2009 were \$850,275, \$813,783 and \$758,320, respectively; 83.86 percent has been contributed for fiscal year 2011 and 100 percent for fiscal years 2010 and 2009. Contributions to the DC and Combined Plans for fiscal year 2011 were \$9,381 made by the District and \$6,701 made by the plan members.

C. Social Security System

Effective July 1, 1991, all employees not otherwise covered by the SERS/STRS Ohio have an option to choose Social Security or the SERS/STRS Ohio. As of June 30, 2011, certain members of the Board of Education have elected Social Security. The District's liability is 6.2 percent of wages paid.

**HURON CITY SCHOOL DISTRICT
ERIE COUNTY, OHIO**

NOTES TO THE BASIC FINANCIAL STATEMENTS
FOR THE FISCAL YEAR ENDED JUNE 30, 2011

NOTE 13 - POSTEMPLOYMENT BENEFITS

A. School Employees Retirement System

Plan Description - The District participates in two cost-sharing, multiple employer postemployment benefit plans administered by the School Employees Retirement System (SERS) for non-certificated retirees and their beneficiaries, a Health Care Plan and a Medicare Part B Plan. The Health Care Plan includes hospitalization and physicians' fees through several types of plans including HMO's, PPO's, Medicare Advantage, and traditional indemnity plans. A prescription drug program is also available to those who elect health coverage. SERS employs two third-party administrators and a pharmacy benefit manager to manage the self-insurance and prescription drug plans, respectively. The Medicare Part B Plan reimburses Medicare Part B premiums paid by eligible retirees and beneficiaries as set forth in Chapter 3309.69 of the Ohio Revised Code. Qualified benefit recipients who pay Medicare Part B premiums may apply for and receive a monthly reimbursement from SERS. The reimbursement amount is limited by statute to the lesser of the January 1, 1999 Medicare Part B premium or the current premium. The Medicare Part B premium for calendar year 2011 was \$96.40 and SERS' reimbursement to retirees was \$45.50. Benefit provisions and the obligations to contribute are established by the System based on authority granted by State statute. The financial reports of both Plans are included in the SERS Comprehensive Annual Financial Report which is available by contacting SERS at 300 East Broad St., Suite 100, Columbus, Ohio 43215-3746. It is also posted on the SERS' Ohio website, www.ohsers.org, under "*Media/Financial Reports*".

Funding Policy - State statute permits SERS to fund the health care benefits through employer contributions. Each year, after the allocation for statutorily required benefits, the Retirement Board allocates the remainder of the employer contribution of 14 percent of covered payroll to the Health Care Fund. The Health Care Fund was established and is administered in accordance with Internal Revenue Code Section 105(e). For 2011, 1.43 percent of covered payroll was allocated to health care. An additional health care surcharge on employers is collected for employees earning less than an actuarially determined minimum compensation amount, pro-rated according to service credit earned. Statutes provide that no employer shall pay a health care surcharge greater than 2.0 percent of that employer's SERS-covered payroll; nor may SERS collect in aggregate more than 1.5 percent of the statewide SERS-covered payroll for the health care surcharge. For fiscal year 2011, the actuarially determined amount was \$35,800.

Active members do not contribute to the postemployment benefit plans. The Retirement Board establishes the rules for the premiums paid by the retirees for health care coverage for themselves and their dependents or for their surviving beneficiaries. Premiums vary depending on the plan selected, qualified years of service, Medicare eligibility and retirement status.

The District's contributions for health care (including surcharge) for the fiscal years ended June 30, 2011, 2010, and 2009 were \$62,887, \$43,359 and \$128,351, respectively; 51.00 percent has been contributed for fiscal year 2011 and 100 percent for fiscal years 2010 and 2009.

The Retirement Board, acting with advice of the actuary, allocates a portion of the employer contribution to the Medicare B Fund. For fiscal year 2011, this actuarially required allocation was 0.76 percent of covered payroll. The District's contributions for Medicare Part B for the fiscal years ended June 30, 2011, 2010, and 2009 were \$16,810, \$17,503 and \$16,223, respectively; 51.00 percent has been contributed for fiscal year 2011 and 100 percent for fiscal years 2010 and 2009.

**HURON CITY SCHOOL DISTRICT
ERIE COUNTY, OHIO**

NOTES TO THE BASIC FINANCIAL STATEMENTS
FOR THE FISCAL YEAR ENDED JUNE 30, 2011

NOTE 13 - POSTEMPLOYMENT BENEFITS - (Continued)

B. State Teachers Retirement System of Ohio

Plan Description - The District contributes to the cost sharing, multiple employer defined benefit Health Plan (the "Plan") administered by the State Teachers Retirement System of Ohio (STRS Ohio) for eligible retirees who participated in the defined benefit or combined pension plans offered by STRS Ohio. Benefits include hospitalization, physicians' fees, prescription drugs and reimbursement of monthly Medicare Part B premiums. The Plan is included in the report of STRS Ohio which may be obtained by visiting www.strsoh.org, under "Publications" or by calling (888) 227-7877.

Funding Policy - Ohio law authorizes STRS Ohio to offer the Plan and gives the Retirement Board authority over how much, if any, of the health care costs will be absorbed by STRS Ohio. Active employee members do not contribute to the Plan. All benefit recipients pay a monthly premium. Under Ohio law, funding for post-employment health care may be deducted from employer contributions. For 2011, STRS Ohio allocated employer contributions equal to 1 percent of covered payroll to the Health Care Stabilization Fund. The District's contributions for health care for the fiscal years ended June 30, 2011, 2010 and 2009 were \$65,406, \$62,599 and \$58,332, respectively; 83.86 percent has been contributed for fiscal year 2011 and 100 percent for fiscal years 2010 and 2009.

NOTE 14 - BUDGETARY BASIS OF ACCOUNTING

While reporting financial position, results of operations, and changes in fund balance on the basis of generally accepted accounting principles (GAAP), the budgetary basis as provided by law is based upon accounting for certain transactions on a basis of cash receipts and disbursements.

The statement of revenue, expenditures and changes in fund balance - budget and actual (non-GAAP budgetary basis) presented for the general fund is presented on the budgetary basis to provide a meaningful comparison of actual results with the budget. The major differences between the budget basis and the GAAP basis are that:

- (a) Revenues and other financing sources are recorded when received in cash (budget basis) as opposed to when susceptible to accrual (GAAP basis);
- (b) Expenditures and other financing uses are recorded when paid in cash (budget basis) as opposed to when the liability is incurred (GAAP basis);
- (c) In order to determine compliance with Ohio law, and to reserve that portion of the applicable appropriation, total outstanding encumbrances (budget basis) are recorded as the equivalent of an expenditure, as opposed to assigned or committed of fund balance for that portion of outstanding encumbrances not already recognized as an account payable (GAAP basis);
- (d) Advances-in and advances-out are operating transactions (budget basis) as opposed to balance sheet transactions (GAAP basis); and,
- (e) Some funds are included in the general fund (GAAP basis), but have separate legally adopted budgets (budget basis).

**HURON CITY SCHOOL DISTRICT
ERIE COUNTY, OHIO**

NOTES TO THE BASIC FINANCIAL STATEMENTS
FOR THE FISCAL YEAR ENDED JUNE 30, 2011

NOTE 14 - BUDGETARY BASIS OF ACCOUNTING - (Continued)

The adjustments necessary to convert the results of operations for the year on the budget basis to the GAAP basis for the general fund is as follows:

Net Change in Fund Balance

	<u>General fund</u>
Budget basis	\$ (45,791)
Net adjustment for revenue accruals	320,560
Net adjustment for expenditure accruals	9,138
Net adjustment for other sources/uses	12,836
Funds budgeted elsewhere	1,551
Adjustment for encumbrances	<u>396,265</u>
GAAP basis	<u>\$ 694,559</u>

Certain funds that are legally budgeted in separate special revenue funds are considered part of the general fund on a GAAP basis. This includes the public school support fund and a portion of the special trust fund.

NOTE 15 - CONTINGENCIES

A. Grants

The District receives significant financial assistance from numerous federal, State and local agencies in the form of grants. The disbursement of funds received under these programs generally requires compliance with terms and conditions specified in the grant agreements and are subject to audit by the grantor agencies. Any disallowed claims resulting from such audits could become a liability of the District. However, in the opinion of management, any such disallowed claims will not have a material effect on the financial position of the District.

B. Litigation

The District is not party to legal proceedings which, in the opinion of District management, will have a material effect, if any, on the financial condition of the District.

**HURON CITY SCHOOL DISTRICT
ERIE COUNTY, OHIO**

NOTES TO THE BASIC FINANCIAL STATEMENTS
FOR THE FISCAL YEAR ENDED JUNE 30, 2011

NOTE 16 - SET-ASIDES

The District is required by State statute to annually set-aside in the general fund an amount based on a statutory formula for the purchase of textbooks and other instructional materials and an equal amount for the acquisition and construction of capital improvements. Amounts not spent by the end of the fiscal year or offset by similarly restricted resources received during the year must be held in cash at fiscal year-end. These amounts must be carried forward to be used for the same purposes in future years.

The following cash basis information describes the change in the fiscal year-end set-aside amounts for textbooks and capital improvements. Disclosure of this information is required by State statute.

	<u>Textbooks</u>	<u>Capital Improvements</u>
Set-aside balance June 30, 2010	\$ -	\$ -
Current year set-aside requirement	223,792	223,792
Contributions in excess of the current fiscal year set-aside requirement	-	-
Current year qualifying expenditures	(307,525)	-
Excess qualified expenditures from prior years	(1,426,109)	-
Current year offsets	-	(807,232)
Waiver granted by ODE	-	-
Prior year offset from bond proceeds	-	-
Total	<u>\$ (1,509,842)</u>	<u>\$ (583,440)</u>
Balance carried forward to fiscal year 2012	<u>\$ -</u>	<u>\$ -</u>
Set-aside balance June 30, 2011	<u>\$ -</u>	<u>\$ -</u>

The District had qualifying disbursements and offsets during the fiscal year that reduced the textbook set-aside amount to below zero. Effective July 1, 2011, the textbook set-aside is no longer required and has been removed from existing law. This negative balance is therefore not being presented as being carried forward to the future fiscal year. Although the District had offsets during the fiscal year that reduced the set-aside amount to below zero for the capital improvements set-aside, this amount may not be used to reduce the set-aside requirement for future fiscal years. The negative balance is therefore not presented as being carried forward to future fiscal years.

The District also had \$26,629 in monies restricted for school bus purchases.

A schedule of the restricted assets at June 30, 2011 follows:

Amount restricted for school bus purchases	<u>\$ 26,629</u>
--------------------------------------------	------------------

**HURON CITY SCHOOL DISTRICT
ERIE COUNTY, OHIO**

NOTES TO THE BASIC FINANCIAL STATEMENTS
FOR THE FISCAL YEAR ENDED JUNE 30, 2011

NOTE 17 - COMMITMENTS

The District utilizes encumbrance accounting as part of its budgetary controls. Encumbrances outstanding at year-end may be reported as part of restricted, committed, or assigned classifications of fund balance. At year end, the District's commitments for encumbrances in the governmental funds were as follows:

<u>Fund Type</u>	<u>Year-End Encumbrances</u>
General fund	\$ 338,023
Permanent improvement fund	167,662
Other nonmajor governmental	<u>19,446</u>
Total	<u>\$ 525,131</u>

**HURON CITY SCHOOL DISTRICT
ERIE COUNTY, OHIO**

**SCHEDULE OF RECEIPTS AND EXPENDITURES OF FEDERAL AWARDS
FOR THE FISCAL YEAR ENDED JUNE 30, 2011**

Federal Grantor/ Pass Through Grantor/ Program Title	Pass Through Entity Number	Federal CFDA Number	Receipts	Disbursements
United States Department of Agriculture				
<i>Passed through the Ohio Department of Education</i>				
<i>Child Nutrition Cluster:</i>				
Non-Cash Assistance (Food Donation)				
National School Lunch Program	N/A	10.555	\$ 39,159	\$ 39,159
School Breakfast Program	05-PU	10.553	27,989	27,989
National School Lunch Program	LLP4	10.555	184,446	184,446
Child Nutrition Cluster Total			<u>212,435</u>	<u>212,435</u>
Total United States Department of Agriculture			<u>251,594</u>	<u>251,594</u>
United States Department of Education				
<i>Passed through Ohio Department of Education</i>				
Title I Grants to Local Educational Agencies	C1S1	84.010	159,137	169,858
ARRA - Title I Grants to Local Education Agencies	C1S1	84.389	6,451	7,669
Title I Cluster Total			<u>165,588</u>	<u>177,527</u>
<i>Special Education Cluster:</i>				
Special Education - Grants to States	6BSF	84.027	296,457	312,378
ARRA - Special Education - Grants to States	6BSF	84.391	26,834	26,834
Special Education - Preschool Grants	PGS1	84.173	10,645	10,645
Special Education Cluster Total			<u>333,936</u>	<u>349,857</u>
Education Jobs Program	N/A	84.410	54,789	61,244
Education Technology State Grants	TJS1	84.318	489	489
Improving Teacher Quality State Grants	TRS1	84.367	47,015	50,770
ARRA - State Fiscal Stabilization	N/A	84.394	192,221	192,221
Total United States Department of Education			<u>794,038</u>	<u>832,108</u>
Total Federal Awards			<u>\$ 1,045,632</u>	<u>\$ 1,083,702</u>

NA - Pass Through Entity Number is Not Available

N - Direct from the Federal Government

See Accompanying Notes to the Schedule of Expenditures of Federal Awards

**HURON CITY SCHOOL DISTRICT
ERIE COUNTY**

**NOTES TO THE SCHEDULE OF EXPENDITURES OF FEDERAL AWARDS
FOR THE YEAR ENDED JUNE 30, 2011**

NOTE A - BASIS OF ACCOUNTING

The accompanying Schedule of Expenditures of Federal Awards (the Schedule) summarizes activity of the School District's federal award programs. The Schedule has been prepared on the cash basis of accounting.

NOTE B – CHILD NUTRITION CLUSTER

The School District reports commodities consumed on the Schedule at entitlement value. The School District allocated donated food commodities to the respective program that benefitted from the use of those donated food commodities.



Caudill & Associates, CPA

725 5th Street Portsmouth, OH 45662
P: 740.353.5171 | F: 740.353.3749
www.caudillcpa.com

Member American Institute of Certified Public Accountants

Ohio Society of Certified Public Accountants
Kentucky Society of Certified Public Accountants

Independent Auditor's Report on Internal Control Over Financial Reporting and on Compliance and Other Matters Required by *Government Auditing Standards*

Huron City School District
Erie County
712 Cleveland Road East
Huron, Ohio 44839

To the Board of Education:

We have audited the financial statements of the governmental activities, each major fund, and the aggregate remaining fund information of Huron City School District, Erie County, (the District) as of and for the year ended June 30, 2011, which collectively comprise the District's basic financial statements and have issued our report thereon dated December 30, 2011. We conducted our audit in accordance with auditing standards generally accepted in the United States of America and the standards applicable to financial audits contained in the Comptroller General of the United States' *Government Auditing Standards*.

Internal Control Over Financial Reporting

In planning and performing our audit, we considered the District's internal control over financial reporting as a basis for designing our audit procedures, for the purpose of, expressing our opinion on the financial statements, but not for the purpose of opining on the effectiveness of the District's internal control over financial reporting. Accordingly, we have not opined on the effectiveness of the District's internal control over financial reporting.

A *deficiency in internal control* exists when the design or operation of a control does not allow management or employees, when performing their assigned functions, to prevent, or detect and timely correct misstatements. A *material weakness* is a deficiency, or combination of internal control deficiencies resulting in more than a reasonable possibility that a material misstatement of the District's financial statements will not be prevented, or detected and timely corrected.

Our consideration of internal control over financial reporting was for the limited purpose described in the first paragraph of this section and was not designed to identify all deficiencies in internal control over financial reporting that might be deficiencies, significant deficiencies or material weaknesses. We did not identify any deficiencies in internal control over financial reporting that we consider material weaknesses, as defined above.

Compliance and Other Matters

As part of reasonably assuring whether the District's financial statements are free of material misstatement, we tested its compliance with certain provisions of laws, regulations, contracts, and grant agreements, noncompliance with which could directly and materially affect the determination of financial statement amounts. However, providing an opinion on compliance with those provisions was not an objective of our audit and accordingly, we do not express an opinion. The results of our tests disclosed no instances of noncompliance or other matters we must report under *Government Auditing Standards*.

Board of Education
Huron City School District

Independent Auditor's Report on Internal Control Over Financial Reporting and on Compliance and Other Matters
Required by *Government Auditing Standards*

We intend this report solely for the information and use of management, Board of Education, and federal awarding agencies, pass-through entities, Auditor of State and others within the District. We intend it for no one other than these specified parties.

Caudill & Associates, CPA

Caudill & Associates, CPA
December 30, 2011



Caudill & Associates, CPA

725 5th Street Portsmouth, OH 45662
P: 740.353.5171 | F: 740.353.3749
www.caudillcpa.com

Member American Institute of Certified Public Accountants

Ohio Society of Certified Public Accountants
Kentucky Society of Certified Public Accountants

Independent Auditor's Report on Compliance with Requirements Applicable to Each Major Federal Program and on Internal Control Over Compliance Required by OMB Circular A-133

Huron City School District
Erie County
712 Cleveland Road East
Huron, Ohio 44839

To the Board of Education:

Compliance

We have audited the compliance of Huron City School District, (the District) with the types of compliance requirements described in the U.S. Office of Management and Budget (OMB) *Circular A-133, Compliance Supplement* that could directly and materially affect Huron City School District's major federal program for the year ended June 30, 2011. The summary of auditor's results section of the accompanying schedule of findings identifies the District's major federal program. The District's management is responsible for complying with the requirements of laws, regulations, contracts, and grants applicable to each major federal program. Our responsibility is to express an opinion on the Government's compliance based on our audit.

We conducted our audit of compliance in accordance with auditing standards generally accepted in the United States of America; the standards applicable to financial audits included in the Comptroller General of the United States' *Government Auditing Standards*; and OMB Circular A-133, *Audits of States, Local Governments, and Non-Profit Organizations*. Those standards and OMB Circular A-133 require that we plan and perform the audit to reasonably assure whether noncompliance occurred with the compliance requirements referred to above that could directly and materially affect a major federal program. An audit includes examining, on a test basis, evidence about the District's compliance with those requirements and performing other procedures we considered necessary in the circumstances. We believe our audit provides a reasonable basis for our opinion. Our audit does not provide a legal determination on the Government's compliance with those requirements.

In our opinion, Huron City School District complied, in all material respects, with the requirements referred to above that could directly and materially affect its major federal program for the year ended June 30, 2011.

Internal Control Over Compliance

The District's management is responsible for establishing and maintaining effective internal control over compliance with the requirements of laws, regulations, contracts, and grants applicable to federal programs. In planning and performing our audit, we considered the District's internal control over compliance with requirements that could directly and materially affect a major federal program, to determine our auditing procedures for the purpose of opining on compliance and to test and report on internal control over compliance in accordance with OMB Circular A-133, but not for the purpose of opining on the effectiveness of internal control over compliance. Accordingly, we have not opined on the effectiveness of the District's internal control over compliance.

Board of Education
Huron City School District

Independent Auditor's Report on Compliance with Requirements Applicable to Each Major Federal Program and on Internal Control Over Compliance Required by OMB Circular A-133

Internal Control Over Compliance (Continued)

A deficiency in internal control over compliance exists when the design or operation of a control over compliance does not allow management or employees, when performing their assigned functions, to prevent, or to timely detect and correct, noncompliance with a federal program compliance requirement. *A material weakness in internal control over compliance* is a deficiency, or combination of deficiencies, in internal control over compliance, such that there is a reasonable possibility that material noncompliance with a federal program compliance requirement will not be prevented, or timely detected and corrected.

Our consideration of internal control over compliance was for the limited purpose described in the first paragraph of this section and would not necessarily identify all deficiencies in internal control over compliance that might be deficiencies, significant deficiencies or material weaknesses. We did not identify any deficiencies in internal control over compliance that we consider to be material weaknesses, as defined above.

We intend this report solely for the information and use of management, Board of Education, federal awarding agencies, pass-through entities and Auditor of State. It is not intended for anyone other than these specified parties.

Caudill & Associates, CPA

Caudill & Associates, CPA
December 30, 2011

**HURON CITY SCHOOL DISTRICT
ERIE COUNTY, OHIO**

**SCHEDULE OF FINDINGS AND QUESTIONED COSTS
OMB CIRCULAR A-133 § .505
FOR THE FISCAL YEAR ENDED JUNE 30, 2011**

1. SUMMARY OF AUDITOR'S RESULTS

<i>(d)(1)(i)</i>	Type of Financial Statement Opinion	Unqualified
<i>(d)(1)(ii)</i>	Were there any material control weakness conditions reported at the financial statement level (GAGAS)?	No
<i>(d)(1)(ii)</i>	Were there any other Significant Control Deficiency(ies) reported at the financial statement level (GAGAS)?	No
<i>(d)(1)(iii)</i>	Was there any reported material non-compliance at the financial statement level (GAGAS)?	No
<i>(d)(1)(iv)</i>	Were there any material internal control weakness conditions reported for major federal programs?	No
<i>(d)(1)(iv)</i>	Were there any significant deficiency(ies) in internal control reported for major federal programs?	No
<i>(d)(1)(v)</i>	Type of Major Programs' Compliance Opinion	Unqualified
<i>(d)(1)(vi)</i>	Are there any reportable findings under § .510?	No
<i>(d)(1)(vii)</i>	Major Programs (list):	<i>Special Education Cluster: Special Education Grant to States CFDA #84.027, ARRA – Special Education Grants to States CFDA #84.391, Special Education – Preschool Grants, CFDA #84.173</i>
<i>(d)(1)(viii)</i>	Dollar Threshold: Type A\B Programs	Type A: > \$ 300,000 Type B: all others
<i>(d)(1)(ix)</i>	Low Risk Auditee?	Yes

**HURON CITY SCHOOL DISTRICT
ERIE COUNTY, OHIO**

**SCHEDULE OF FINDINGS AND QUESTIONED COSTS
OMB CIRCULAR A-133 § .505
FOR THE FISCAL YEAR ENDED JUNE 30, 2011**

**2. FINDINGS RELATED TO THE FINANCIAL STATEMENTS
REQUIRED TO BE REPORTED IN ACCORDANCE WITH GAGAS**

None Noted.

3. FINDINGS AND QUESTIONED COSTS FOR FEDERAL AWARDS

None Noted.



Caudill & Associates, CPA

725 5th Street Portsmouth, OH 45662

P: 740.353.5171 | F: 740.353.3749

www.caudillcpa.com

Member American Institute of Certified Public Accountants

Ohio Society of Certified Public Accountants
Kentucky Society of Certified Public Accountants

INDEPENDENT ACCOUNTANT'S REPORT ON APPLYING AGREED-UPON PROCEDURES

Huron City School District
Erie County
712 Cleveland Road East
Huron, Ohio 44839

To the Board of Education

Ohio Revised Code Section 117.53 states that “the auditor of state shall identify whether the school district or community has adopted an anti-harassment policy in accordance with Section 3313.666 of the Revised Code. This determination shall be recorded in the audit report. The auditor of state shall not prescribe the content or operation of any anti-harassment policy adopted by a school district or community school.”

Accordingly, we have performed the procedures enumerated below, which were agreed to by the Board, solely to assist the Board in evaluating whether Cincinnati City School District, Hamilton County, (the School District) has adopted an anti-harassment policy in accordance with Ohio Revised Code Section 3313.666. Management is responsible for complying with this requirement. This agreed-upon procedures engagement was conducted in accordance with attestation standards established by the American Institute of Certified Public Accountants. The sufficiency of these procedures is solely the responsibility of the Board. Consequently, we make no representation regarding the sufficiency of the procedures described below either for the purpose for which this report has been requested or for any other purpose.

1. We noted the Board amended its anti-harassment policy at its meeting on August 9, 2011 to include violence within a dating relationship within its definition of harassment, intimidation or bullying.

We were not engaged to and did not conduct an examination, the objective of which would be the expression of an opinion on compliance with the anti-harassment policy. Accordingly, we do not express such an opinion. Had we performed additional procedures, other matters might have come to our attention that would have been reported to you.

This report is intended solely for the information and use of the Board of Education and is not intended to be and should not be used by anyone other than these specified parties.

Caudill & Associates, CPA

Caudill & Associates, CPA
December 30, 2011